MIG-MAG
GMAW-FCAW

TRADITIONAL
110 › 450 A

SMARTMIG	34
MONOGYS / TRIMIG	36
PROMIG	38
MAGYS	40

INVERTER
85 › 500 A

EASYMIG	42
MULTIWELD	44
MULTIPEARL	46
KRONOS	48
NEOMIG-i	52
NEOPULSE	54
EXAGON	64
NOMADFEED/EXATIG	66

AUTOMATION	60
ACCESSORIES & CONSUMABLES	68

MIG/MAG TRADITIONAL

230 V • 1 ~

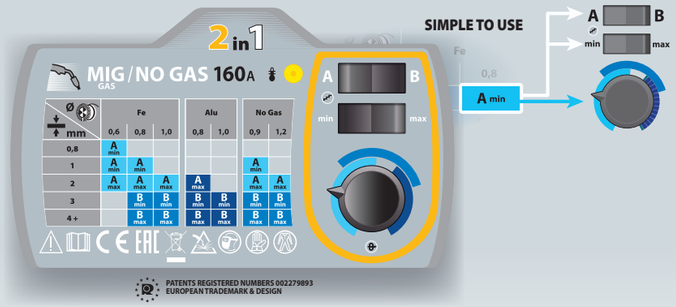

Youtube

230 V • 1 ~

SMARTMIG 110

110 A | Ø 100

NO GAS

2 m | 1.65 m, 6 mm²

033993

SMARTMIG 142

140 A | Ø 100/200

GAS | NO GAS

2 m | 1.65 m, 10 mm²

033153

SMARTMIG 152

140 A | Ø 100/200

GAS | NO GAS

2 m | 1.65 m, 10 mm²

032859

031937

SMARTMIG 162

160 A | Ø 100/200

GAS | NO GAS

160 A on 13 A fuse

2 m | 1.65 m, 16 mm²

033160

034297

400 V • 3 ~

SMARTMIG 182

180 A | Ø 200/300

GAS | NO GAS

3 m | 3 m, 16 mm²

033184

SMARTMIG 183

200 A | Ø 200/300

GAS | NO GAS

3 m | 3 m, 16 mm²

033412

OPTIONS

NO GAS

Kit soudage NO GAZ
- No Gas Welding Kit
- Schweißset Fülldraht

Ø 0.9 1.0 / 1.2

041240

NO GAS Fil fourré / Flux cored wire / Fülldrahtelektrode
INFO

Flux / Flow / Pulverfüllung — Enveloppe métallique / Metallic wrap / Metallischer Außenmantel

A	Inverser les polarités / Reverse polarities / Polarität wechseln
B	Changer le tube contact / Change the contact tip / Kontaktrohr austauschen — NO GAS Ø mm: 0.9 → 1.0, 1.2 → 1.2 — Ø mm
C	Changer le galet / Change the roller / DV-Rolle austauschen — SPECIAL NO GAS
D	Supprimer la buse / Remove the nozzle / Gasdüse abziehen OU / OR / ODER Utiliser une buse spéciale NO GAS (isolée) / Use a special nozzle NO GAS (isolated) / Spezielle Gasdüse für "NO GAS" (isoliert) verwenden — > 30 mm — 150 A Ref. 041868

CE NORM EN60974-1	MADE IN GYS CHINA	50 / 60 Hz	A		EURO	A	Reg	EN60974-1 (40 °C) IA (60%)	X% (I2 max)	Uo (V)	Electronic Control	100 mm 1 kg	200 mm 5 kg	300 mm 15 kg	Ø mm GAS	Ø mm NO GAS	Equipement d'origine / Original equipement / Originalausstattung / Equipamiento de fabrica	TYPE		cm	kg	Protected & compatible power generator (+/-15 %)
						min→max																
SMARTMIG 110		230 V 1~	13		—	40→110	2	—	85A @ 6%	25.5→30		■	—	—	—	0.6→0.9	0.9	D-044081	0.9	40 × 39 × 19	13.5	3 kW
SMARTMIG 142		230 V 1~	13		—	40→140	4	60	90A @ 20%	28→39		■	■	—	0.6→0.8	0.6→0.9	0.6 / 0.8	A-042339	0.8	50 × 44 × 25	22.5	3.5 kW
SMARTMIG 152		230 V 1~	13		■	40→140	4	60	90A @ 20%	28→39		■	■	—	0.6→0.8	0.6→0.9	0.6 / 0.8	A-042339	0.8	48 × 45 × 25,5	23	3.5 kW
SMARTMIG 162		230 V 1~	16		■	30→160	4	70	115A @ 20%	25.5→40		■	■	—	0.6→1.0	0.9→1.2	0.6 / 0.8	A-042339	0.8	55,5 × 46 × 25,5	28	5 kW
SMARTMIG 182		230 V 1~	16		■	35→180	4	80	140A @ 15%	28→45		—	■	■	0.6→1.0	0.9→1.2	0.6 / 0.8	A-042339	0.8	79 × 77 × 47	47	6 kW
SMARTMIG 183		400 V 3~	10		■	15→200	7	110	150A @ 25%	16→28.5		—	■	■	0.6→1.0	0.9→1.2	0.6 / 0.8	A-042339	0.8	79 × 77 × 47	53	6.5 kW

MIG/MAG TRADITIONAL SYNERGIC

Capacitor TRADITIONAL SYNERGIC MIG/MAG CAPACITOR

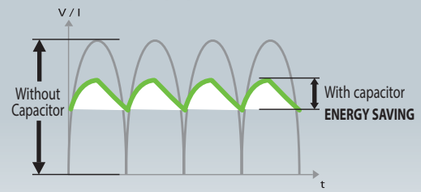

> PERFECT WELD

SYNERGIC • EASY TO USE

Réglage automatique de la vitesse
- Auto adaptative wire speed
- Automatische Einstellung der Drahtgeschwindigkeit

Youtube

ACCESSORIES BOX

230 V • 1~

MONOGYS 200-4 CS
200 A | Ø 200/300
GAS | Capacitor
3 m + 2 m, 25 mm²
065949

MONOGYS 250-4 CS
250 A | Ø 200/300
GAS | Capacitor
3 m + 2.5 m, 25 mm²
020368

MONOGYS 320-4 CS
320 A | Ø 200/300
GAS | NO GAS | Capacitor
4 m + 4 m, 35 mm²
065079
Delivered in x3

no accessories :
063020

400 V • 3~

TRIMIG 200-4S
200 A | Ø 200/300
GAS
3 m + 2 m, 25 mm²
033818

TRIMIG 250-4S DV
250 A | Ø 200/300
GAS
3 m + 4 m, 25 mm²
033825

TRIMIG 300-4S
300 A | Ø 200/300
GAS | NO GAS
4 m + 4 m, 35 mm²
021624
Delivered in x3

no accessories :
033832

DESIGN GYS FRANCE	CE NORM. EN60974-1	50/60 Hz			AM A Norm	AM A Intensive	min→max A	Reg	EN60974-1 (40°C) IA (60%)	EN60974-1 (40°C) X% (I2 max)	U0 (V)	Electronic Control	max m/min	200 mm 5 kg	300 mm 15 kg	Ø mm GAS	Ø mm NO GAS	Capacitor Inside	Equipement d'origine Original equipement Originalausstattung Equipamiento de fabrica mm	TYPE		cm	kg	Protected & compatible power generator (+/-15%)
MADE IN GYS CHINA	MONOGYS 200-4 CS	230 V 1~	—	2 m	16	25	25→200	6	110	200 A @ 15%	17→34		15	■	■	0.6→1.0	—	■	0.8/1.0	A 041189	1.0 mm	76 × 78 × 47	70	7.5 kW
MADE IN GYS CHINA	MONOGYS 250-4 CS	240 V 1~	—	2 m	25	40	40→250	8	155	250 A @ 15%	17→38		20	■	■	0.8→1.2	—	■	0.8/1.0	B 042360	1.0 mm	76 × 78 × 47	83.5	9 kW
MADE IN FRANCE	MONOGYS 320-4 CS	240 V 1~	—	3 m	32	50	30→320	12	210	320 A @ 25%	17→43		20	■	■	0.8→1.2	0.9→1.2	■	1.0/1.2	B 046849	1.2 mm	95 × 93 × 50	105	13 kW
MADE IN FRANCE & CHINA	TRIMIG 200-4S	400 V 3~	■	3 m	10	10	30→200	7	140	200 A @ 30%	17→34.5		15	■	■	0.6→1.0	—	—	0.8/1.0	B 042360	1.0 mm	76 × 78 × 47	70	7.5 kW
MADE IN GYS CHINA	TRIMIG 250-4S DV	400 V 3~ / 230 V 3~	■	5 m	10 / 16	16 / 25	35→250	10	180	250A @ 30%	17→37		20	■	■	0.6→1.2	—	—	0.8/1.0	B 042360	1.0 mm	95 × 93 × 50	91.5	9 kW
MADE IN FRANCE	TRIMIG 300-4S	400 V 3~	■	5 m	16	20	35→300	12	240	300 A @ 35%	17→37		20	■	■	0.6→1.2	0.9→1.2	—	1.0/1.2	B 046849	1.2 mm	95 × 93 × 50	100.5	12 kW

MIG/MAG TRADITIONAL SYNERGIC

Youtube

ACCESSORIES BOX

EN 1090

ADJUSTABLE WIRE CREEP SPEED

35/50 mm²
Ø 13 mm

2 TORCHES

35/50 mm²
Ø 13 mm

COMPACT

PROMIG 400-4S

400 V • 3 ~

350 A | Ø 200/300

no accessories :
035898

PROMIG 400-4S DUO.DV

230 / 400 V • 3 ~

350 A | Ø 200/300

WF

no accessories :
035911

WF WIRE FEEDER COMPATIBILITY

Ø 200/300

TF-4RN
AIR
061699

35/50 mm²
Ø 13 mm

GENERATOR

PROMIG 400 G.DV

230 / 400 V • 3 ~

350 A

WF

no accessories :
035904

COMPLETE PACKS

						Fe/CrNi	Alu
PROMIG 400-4S							
pack PROMIG 400-4S 1 035928	—	Ø1/1.2 (original equipment)	4m, 50 mm² 047853	—		350 A, 4 m, air 040946	—
pack PROMIG 400-4S 2 035935	—	Ø1/1.2 (original equipment)	Alu, Ø1/1.2 (x2) 040915	4m, 50 mm² 047853	—	—	350 A, 3 m, air 040731
PROMIG 400-G.DV							
pack PROMIG 400-G.DV 1 035942	TF-4RN 061699	Ø1/1.2 (original equipment)	4m, 50 mm² 047853	10 m, air, ø 70 mm² 034860		350 A, 4 m, air 040946	—
pack PROMIG 400-G.DV 3 036109	TF-4RN 061699	Ø1/1.2 (original equipment)	4m, 50 mm² 047853	5 m, air, ø 70 mm² 034839		350 A, 4 m, air 040946	—
pack PROMIG 400-G.DV 2 035959	TF-4RN 061699	Ø1/1.2 (original equipment)	Alu, Ø1/1.2 (x2) 040915	4m, 50 mm² 047853	10 m, air, ø 70 mm² 034860	—	350 A, 3 m, air 040731
pack PROMIG 400 G.DV 4 036116	TF-4RN 061699	Ø1/1.2 (original equipment)	Alu, Ø1/1.2 (x2) 040915	4m, 50 mm² 047853	5 m, air, ø 70 mm² 034839	—	350 A, 3 m, air 040731
PROMIG 400-4S DUO DV							
pack PROMIG 400-4S DUO DV 3 035980	TF-4RN 061699	Ø1/1.2 (original equipment)	Alu, Ø1/1.2 (x2) 040915	4m, 50 mm² 047853	10 m, air, ø 70 mm² 034860	350 A, 4 m, air 040946	350 A, 3 m, air 040731
pack PROMIG 400-4S DUO DV 4 035123	TF-4RN 061699	Ø1/1.2 (original equipment)	Alu, Ø1/1.2 (x2) 040915	4m, 50 mm² 047853	5 m, air, ø 70 mm² 034839	350 A, 4 m, air 040946	350 A, 3 m, air 040731

OPTIONS

Câble d'inversion de polarité
- Polarity reversal cable
- Umpolungskabel

1.3 m	95 mm²	033689
5 m	95 mm²	032439
10 m	95 mm²	032446

Faisceaux de liaison - Connection cable - Zwischenschlauchpakete

AIR COOLED

5 m	50 mm²	034822
5 m	70 mm²	034839
10 m	50 mm²	034853
10 m	70 mm²	034860
10 m	95 mm²	045941

Support câbles
037700

	EN60974-1 / MADE IN FRANCE																						
	50/60 Hz	AM Norm A	AM Intensive A	min → max A	Reg	EN60974-1 (40°C) IA (60%)	X% (I2 max)	100%	U0 (V)	Electronic Control	max m/min	200 mm 5 kg	300 mm 15 kg	Ø mm GAS	Ø mm NO GAS	Equipement d'origine Original equipement Originalausstattung Equipamiento de fabrica mm	TYPE			Cooling system	cm / kg	kg	Protected & compatible power generator (+/-15 %)
PROMIG 400-4S	400 V 3~	16	20	40 → 350	14	270	350 A @ 35%	220 A	17-42		20	■	■	0.6 → 1.6	—	1.0 / 1.2	**B**-046849	■	—	Air	95 × 90 × 40	112	20 kW
PROMIG 400-4S DUO.DV	230 & 400 V 3~	230 V : 25 400 V : 16	230 V : 40 400 V : 25	40 → 350	14	270	350 A @ 35%	220 A	17-42		20	■	■	0.6 → 1.6	0.9 → 1.6	1.0 / 1.2	**B**-046849	■	+ TF4RN	Air	95 × 90 × 40	113	20 kW
PROMIG 400 G.DV											—	—		—	OPTION	—		—	+ TF4RN			109	
TF-4RN	—	—		—	—	—	—	—	—		20	■	■	0.6 → 1.6	0.9 → 1.6	1.0 / 1.2	**B**-046849	—	■	Air	61 × 48 × 25	15.5	20 kW

MIG/MAG TRADITIONAL SYNERGIC

Youtube

X%

MAGYS 400 **350 A - 50%**
MAGYS 500 **450 A - 50%**
FULL SYNERGIC MIG OVER 1 000 PARAMETERS

EN 1090

+/-

ADJUSTABLE : ELECTRONIC CONTROL
- CREEP SPEED
- BURN BACK
- POST GAS

DYNAMIC ARC CONTROL TECHNOLOGY

MATERIAL THICKNESS TEST

24 m/min max

4 DRIVE ROLLERS Ø 37 mm
MOTOR 70W
HIGH QUALITY
FOR **HIGH PRECISION**
Rollers Type C

MAGYS 400-4 , WS-4R, WS-4L

SHOCK RESISTANT

EASY CLEANING

COMPACT

MAGYS 400-4

350 A | Ø 200/300

AIR

no accessories :
032170

GENERATOR

MAGYS 500 WS

450 A

LIQUID | WF | GOUGING

no accessories :
032200

WF **WIRE FEEDER COMPATIBILITY**

Ø 200/300 -

WS-4R AIR
034723

WS-4L LIQUID
033573

OPTIONS WS-4R/4L



SMALL SIZE

Ø 200 -

W5S-4L AIR | LIQUID
032835

COMPLETE PACKS

MAGYS 400-4									
pack MAGYS 400-4 1 032279	—	—	Ø1/1.2 (original equipment)		4m, 50 mm² 047853	—	—	350 A, 4 m, air 040946	
pack MAGYS 400-4 2 032286	—	—	Ø1/1.2 (original equipment)	Alu, Ø1/1.2 (x2) 042162	4m, 50 mm² 047853	—	—	—	350 A, 3 m, air 040731
MAGYS 500 WS									
pack MAGYS 500 WS 1 032330	WS-4L 033573	—	Ø1/1.2 (original equipment)		—	4m, 70 mm² 043831	10m, liquid, ø 70 mm² 033658	500 A, 4 m, liquid 041004	—
pack MAGYS 500 WS 4 036475	WS-4L 033573	—	Ø1/1.2 (original equipment)		—	4m, 70 mm² 043831	5m, liquid, ø 70 mm² 033641	500 A, 4 m, liquid 041004	—
pack MAGYS 500 WS 2 032347	WS-4L 033573	—	Ø1/1.2 (original equipment)	Alu, Ø1/1.2 (x2) 042162	—	4m, 70 mm² 043831	10m, liquid, ø 70 mm² 033658	—	500 A, 3 m, liquid 046160
pack MAGYS 500 WS 3 032354	—	W5S-4L 032835	Ø0.8/1 (original equipment)		—	4m, 70 mm² 043831	10m, liquid, ø 70 mm² 033658	500 A, 4 m, liquid 041004	—

Cooling liquid (not included)

5 L
062511

10 L
052246

OPTIONS

Câble d'inversion de polarité
- Polarity reversal cable
- Umpolungskabel

1.3 m	95 mm²	033689
5 m	95 mm²	032439
10 m	95 mm²	032446

Faisceaux de liaison - Connection cable
- Zwischenschlauchpakete

AIR COOLED		
5 m	50 mm²	034822
5 m	70 mm²	034839
10 m	50 mm²	034853
10 m	70 mm²	034860
10 m	95 mm²	045941
LIQUID COOLED		
1.6 m	70 mm²	033696
5 m	70 mm²	033641
10 m	70 mm²	033658
10 m	95 mm²	034877
15 m	95 mm²	034884

GOUGING **Gougeage - Gouging - Fugenhobeln**

Ø 8 mm max
041516

Câble pour pince de gougeage
- Cable for gouging torch
- Anschlusskabel für Fugenhobel-Brenner

70 mm² - 5 m
040670

Électrodes de gougeage
- Gouging - Electrodes
- Fugenhobelelektrode
- Electrodos de carbono

Ø 5 mm	(x50)	069756
Ø 6.4 mm	(x50)	086081
Ø 8 mm	(x50)	086098

Screen protection included with Magys
046191

Cable support (x4)
046535

	CE NORM. EN60974-1	MADE IN FRANCE		Norm	Intensive			EN60974-1 (40°C)						max			Ø mm		Equipement d'origine Original equipment Originalausstattung Equipamiento de fabrica				Cooling system			Protected & compatible power generator (+/-15%)
		50/60 Hz	A			A	Reg	I(A) (60%)	X% (I2 max)	100%	U0 (V)	Electronic Control	m/min	200 mm 5 kg	300 mm 15 kg	GAS	NO GAS		TYPE					cm	kg	
MAGYS 400-4		400V 3~	20		25	40→350	20	320	350 A @ 50%	260 A	17-43		24	■	■	0.6→1.6	0.9→1.6	1.0 / 1.2 mm	C 042117	■	—		Air	46 × 93 × 110	134	20 kW
MAGYS 500 WS		400V 3~	25		32	45→450	30	410	450 A @ 50%	320 A	18-51	—	—	—	—	—	—	—	—	—	+ WS-4L or W5S-4L		Liquid	48 × 93 × 110	157	30 kW
WS-4R		—	—		—	—	—	—	—	—	—		24	■	■	0.6→1.6	0.9→2,4	1.0 / 1.2 mm	C 042117	—	■		Air	68 × 56 × 35.5	22	—
WS-4L																							Liquid			
W5S-4L		—	—		—	—	—	—	—	—	—		20	■	—	0.6→1.6	0.9→1.6	0.8 / 1.0 mm	B 042360	—	■		Air + Liquid	32 × 49 × 23	12	—

MIG/MAG INVERTER

230 V • 1 ~

3 in 1 | GAS | NO GAS | MMA | INCLUDED

Youtube

EASY TO USE

Example / Exemple EASYMIG 160

NEW

EASYMIG 85

85 A | Ø 100 | NO GAS

+ 1kg flux-cored

2.1 m, 10 mm² + 1.6 m, 10 mm²

065536

EASYMIG 110

100 A | Ø 100 | GAS | NO GAS | MMA

2 m + 1.6 m, 16 mm² + 1.6 m, 10 mm²

013599

EASYMIG 130

120 A | Ø 100 | GAS | NO GAS | MMA

120 A on 13 A fuse

2 m + 1.6 m, 16 mm² + 1.6 m, 10 mm²

032231

031869

EASYMIG 140

140 A | Ø 100 | GAS | NO GAS | MMA

140 A on 13 A fuse

2 m + 1.6 m, 16 mm² + 1.6 m, 10 mm²

032262

031876

EASYMIG 150

140 A | Ø 100/200 | GAS | NO GAS | MMA

140 A on 13 A fuse

2 m + 1.6 m, 16 mm² + 1.6 m, 10 mm²

032248

031883

EASYMIG 160

160 A | Ø 100/200 | GAS | NO GAS | MMA

2 m + 1.6 m, 16 mm² + 1.6 m, 16 mm²

032255

EASYMIG 160 XL

160 A | Ø 200/300 | GAS | NO GAS | MMA

2.5 m + 2 m, 16 mm² + 2 m, 16 mm²

013605

EASYMIG 180-4 XL

180 A | Ø 200/300 | GAS | NO GAS | MMA

3 m + 2 m, 16 mm² + 2 m, 16 mm²

066571

OPTIONS

KIT SOUDAGE NO GAZ Ø 0.9
- No Gas Welding Kit Ø 0.9
- Schweißset Fülldraht

NO GAS

041240 | 150 A | type A

more p.71

Isolated Nozzle (x1)

M6 - Ø 0.9/1.0 (x3)

Type A Ø 0.9-1.0 / 1.2 (x1)

EN60974-1	MADE IN GYS CHINA	50 / 60 Hz	A	EURO	I_2 MMA A	I_2 MIG A	MIG EN60974-1 (40°C) IA (60%)	MIG EN60974-1 (40°C) X% (I2 max)	MMA EN60974-1 (40°C) IA (60%)	MMA EN60974-1 (40°C) X% (I2 max)	Uo (V)	Electronic Control	100 mm 1 kg	200 mm 5 kg	300 mm 15 kg	Ø mm GAS	Ø mm NO GAS	Ø mm MMA	Equipement d'origine / Original equipment / Originalausstattung / Equipamiento de fabrica	TYPE		cm	kg
EASYMIG 85		230V 1~	16	—	—	30 → 85	50	85 A @ 20%	—	—	30		■	—	—	—	0.6 → 0.9	—	0.6/ (no gas) / 0.9 (no gas)	D-068926	0.6	38 × 24 × 28	7.9
EASYMIG 110		230V 1~	16	—	20 → 80	30 → 100	60	100 A @ 30%	50	80 A @ 30%	62		■	—	—	0.6 → 0.8	0.6 → 0.9	1.6 → 2.5	0.8 (gas) / 0.9 (no gas)	D-039476	0.8/0.9	41 × 42 × 19	9.5
EASYMIG 130		230V 1~	16	—	20 → 100	30 → 120	70	120 A @ 20%	60	100 A @ 20%	62		■	—	—	0.6 → 0.8	0.6 → 0.9	1.6 → 3.2	0.8 (gas) / 0.9 (no gas)	D-039476	0.8/0.9	43 × 42 × 19	10.5
EASYMIG 140		230V 1~	16	■	20 → 120	30 → 140	80	140 A @ 15%	70	120 A @ 15%	62		■	—	—	0.6 → 0.8	0.6 → 0.9	1.6 → 3.2	0.8 (gas) / 0.9 (no gas)	D-039476	0.8/0.9	43 × 42 × 19	11.3
EASYMIG 150		230V 1~	16	■	20 → 120	30 → 140	80	140 A @ 15%	70	120 A @ 15%	62		■	■	—	0.6 → 0.8	0.6 → 0.9	1.6 → 3.2	0.8 (gas) / 0.9 (no gas)	A-046856	0.8/0.9	52 × 36 × 25	13
EASYMIG 160		230V 1~	16	■	20 → 140	30 → 160	95	160 A @ 20%	90	140 A @ 20%	59		■	■	—	0.6 → 0.8	0.6 → 0.9	1.6 → 3.2	0.8 (gas) / 0.9 (no gas)	A-046856	0.8/0.9	50 × 36 × 25	14.3
EASYMIG 160 XL		230V 1~	16	■	20 → 140	30 → 160	95	160 A @ 20%	90	140 A @ 20%	59		—	■	■	0.6 → 0.8	0.6 → 0.9	1.6 → 3.2	0.8 (gas) / 0.9 (no gas)	A-046856	0.8/0.9	55 × 44 × 25	15.7
EASYMIG 180-4 XL		230V 1~	16	■	20 → 150	30 → 180	110	180 A @ 20%	100	150 A @ 20%	59		—	■	■	0.6 → 0.8	0.6 → 0.9	1.6 → 3.2	0.8 (gas) / 0.9 (no gas)	A-046856	0.8/0.9	55 × 44 × 25	15.7

MIG/MAG INVERTER

1~/ 3~

3 in 1 — GAS / NO GAS / MMA / Anti Sticking

INDOOR / OUTDOOR — IP 23 — 220M-C, 220M-C, 220M, 320T-C

Ø 200/300

			Multiweld	Included accessories	Set*	No accessories
230 V • 1 ~	180 A	COMPACT	180M-C	078727	A	—
230 V • 1 ~	200 A	COMPACT	200M-C	066588	A	—
		WHEELS	200M	066595	A	—
110V / 230 V • 1 ~	220 A	COMPACT	FV 220M-C	065499	B	—
		WHEELS	FV 220M	065482	B	—
400 V • 3 ~	250 A	COMPACT	250T-C	078659	C	014572
		WHEELS	250T	078635	C	031678
400 V • 3 ~	320 A	COMPACT	320T-C	065130 Delivered in x4	D	063037
		WHEELS	320T	065123 Delivered in x4	D	062467
400 V • 3 ~	400 A	WHEELS	400T	—	—	068735

* Accessories
- Set A : 3 m + 2 m, 16 mm² + 2 m, 16 mm²
- Set B : 3 m + 2.5 m, 25 mm² + 2 m, 25 mm²
- Set C : 3 m + 4 m, 25 mm²
- Set D : 4 m + 4 m, 35 mm² + 4 m, 35 mm²

EASY TO USE — MULTIWELD 250T • MULTIWELD 320T • MULTIWELD 400T

36 V plug - for gas pre-heater

NEW 06/2023

• MULTIWELD 180M-C

2 m 230 V 1~ — 35/50 mm² Ø 13 mm

COMPACT

• MULTIWELD 200M-C
• MULTIWELD FV 220M-C
• MULTIWELD 250T-C
• MULTIWELD 320T-C

3 m 400 V 3~ — 35/50 mm² Ø 13 mm

COMPACT

• MULTIWELD 200M
• MULTIWELD FV 220M
• MULTIWELD 250T
• MULTIWELD 320T

Max 4 m³ (20 L)

3 m 400 V 3~ — 35/50 mm² Ø 13 mm

• MULTIWELD 400T

Max 10 m³ (50 L)

NEW 03/2023

5 m 400 V 3~ — 70/95 mm² Ø 13 mm

WHEELS

OPTIONS

KIT SOUDAGE NO GAZ Ø 0.9 - No Gas Welding Kit Ø 0.9 - Schweißset Fülldraht

NO GAS

more p.71

250 A type A — 072336

250 A type B — 072343

CO2 Gas heater and regulator

MULTIWELD only AC36V/150W

RH-258, G5/8 CN	GH-258, G3/4 Russia	GH-258, G7/8 UK
063341	063358	063365

36V plug inside

CE NORM. EN60974-1	MADE IN GYS CHINA	50/60 Hz	mm²	m	A	I2 MMA	I2 MIG	EN60974-1 (40°C) MIG IA (60%)	MIG X% (I2 max)	MMA IA (60%)	MMA X% (I2 max)	Uo (V)	Electronic Control	200 mm 5 kg	300 mm 15 kg	Ø mm GAS	Ø mm NO GAS	Ø mm MMA	Equipement d'origine / Original equipment / Originalausstattung / Equipamiento de fabrica	TYPE		wheels	cm	kg	Protected & compatible power generator (+/-15 %)
						A	A																		
MULTIWELD 180M-C		230 V 1~	3x 1.5	2	16	80 → 150	30 → 180	110	180 A @ 20%	100	150 A @ 20%	59		■	■	0.6 → 0.8	0.6 → 0.9	1.6 → 3.2	0.8/0.9	A-046856	0.8	—	55 × 44 × 25	17	7.5 kW
MULTIWELD 200M-C		230 V 1~	3x 2.5	2	16	20 → 180	30 → 200	115	200 A @ 15%	104	200 A @ 15%	65		■	■	0.6 → 1.2	0.9 → 1.2	1.6 → 4	0.8/1.0	A-041189	0.8	—	58 × 52 × 32	26	7.5 kW
MULTIWELD 200M		230 V 1~	3x 2.5	2	16	20 → 180	30 → 200	115	200 A @ 15%	104	200 A @ 15%	65		■	■	0.6 → 1.2	0.9 → 1.2	1.6 → 4	0.8/1.0	A-041189	0.8	■	79 × 77 × 47	34	7.5 kW
MULTIWELD FV 220M-C		110 V 1~ 230 V 1~	3x 2.5	2	16	30 → 200	30 → 220	160	220 A @ 20%	140	200 A @ 20%	75		■	■	0.6 → 1.2	0.9 → 1.2	1.6 → 5	0.8/1.0	A-041189	0.8	—	58 × 52 × 32	24	8 kW
MULTIWELD FV 220M		110 V 1~ 230 V 1~	3x 2.5	2	16	30 → 200	30 → 220	160	220 A @ 30%	140	200 A @ 20%	75		■	■	0.6 → 1.2	0.9 → 1.2	1.6 → 5	0.8/1.0	A-041189	0.8	■	79 × 77 × 47	32	8kW
MULTIWELD 250T-C		400 V 3~	4x 1.5	3	16	40 → 220	40 → 250	170	250 A @ 20%	150	220 A @ 20%	59		■	■	0.6 → 1.2	0.9 → 1.2	1.6 → 5	0.8/1.0	A-041189	—	—	58 × 52 × 32	32	9 kW
MULTIWELD 250T		400 V 3~	4x 1.5	3	16	40 → 250	40 → 250	200	250 A @ 30%	200	250 A @ 30%	59		■	■	0.6 → 1.2	0.9 → 1.2	1.6 → 5	0.8/1.0	A-041189	—	■	79 × 77 × 47	40	9 kW
MULTIWELD 320T-C		400 V 3~	4x 2.5	3	16	40 → 300	40 → 320	200	320 A @ 20%	180	300 A @ 20%	64		■	■	0.6 → 1.2	0.9 → 1.2	1.6 → 6	0.8/1.0	B-042360	—	—	58 × 52 × 34	38	13 kW
MULTIWELD 320T		400 V 3~	4x 2.5	3	16	40 → 300	40 → 320	240	320 A @ 30%	220	300 A @ 30%	64		■	■	0.6 → 1.2	0.9 → 1.2	1.6 → 6	0.8/1.0	B-042360	—	■	77 × 79 × 47	44	13 kW
MULTIWELD 400T		400 V 3~	4x 4	5	32	40 → 400	40 → 400	300	400A @ 35%	300	400 A @ 35%	70		■	■	0.6 → 1.6	0.9 → 1.2	1.6 → 6	1.0/1.2	B-042179	—	■	95 × 93 × 50	63	20 kW

MIG/MAG INVERTER SYNERGIC

Youtube

4 in 1 — GAS | NO GAS | MMA | TIG

1 MIG / MANUAL
Enter your parameters

Adjust Spot & Delay

2 MIG / SYNERGIC
Easy to use

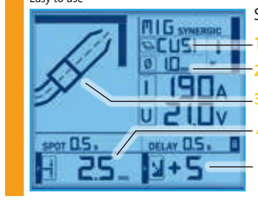

Select :
1. material
2. Ø wire
3. position
4. thickness : 0.5 → 6 mm

Adjust arc length

Fe	CrNi
AlMg5	CuSi3
AlSi5	AlSi12
CuAl8	F. C.

3 MMA

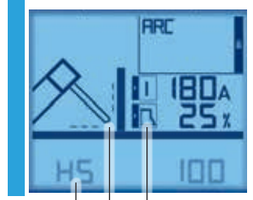

HotStart — ArcForce

Electrodes : Ø 1.6 → 5 mm

4 TIG lift

Post Gas — Downslope

Thickness : 0.5 → 8 mm

MULTIPEARL 210-2

200 A — Ø 100/200

P400 | PFC | FV | SR | HS | AF | Anti Sticking

GAS | NO GAS | MMA | TIG

3 m — 2.5 m, 16 mm² — 2 m, 16 mm²

065093

MULTIPEARL 210-4 XL

200 A — Ø 200/300

P400 | PFC | FV | SR | HS | AF | Anti Sticking

GAS | NO GAS | MMA | TIG

3 m — 2.5 m, 16 mm² — 2 m, 16 mm²

065109

MULTIPEARL 211-4

200 A — Ø 200/300

P400 | PFC | FV | SR | HS | AF | Anti Sticking

GAS | NO GAS | MMA | TIG

3 m — 2.5 m, 16 mm² — 2 m, 16 mm²

065116

PFC POWER FACTOR CORRECTION

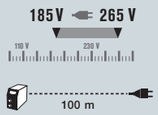

FV FLEXIBLE VOLTAGE

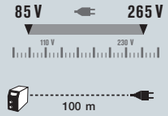

SR SECONDARY REGULATION

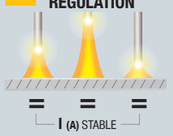

Anti Sticking

MADE IN FRANCE	EN60974-1	50 / 60 Hz	A	A (AM)	A (I2 MMA)	A (I2 TIG)	min→max	IA (60%)	X% (I2 max)	Uo (V)	Electronic Control	m/min	100 mm 1 kg	200 mm 5 kg	300 mm 15 kg	GAS	NO GAS	MMA	TYPE		cm	kg	Protected & compatible power generator (+/-15%)
							MIG											Ø mm	Equipement d'origine Original equipment Originalausstattung Equipamiento de fabrica				
Multi PEARL 210-2		110V 1~	32	10→130	10→160	20→150	100	150 A @ 22%	76		15	■	■	—	0.6→1.0	0.9→1.2	1.6→3.2	A 041189	0.8/1.0	25 x 45 x 35	16	7.5 kW
		230V 1~	16	10→200	10→200	20→200	130	200 A @ 20%	75								1.6→5.0					
Multi PEARL 210-4 XL		110V 1~	32	10→130	10→160	20→150	100	150 A @ 22%	76		15	—	■	■	0.6→1.0	0.9→1.2	1.6→3.2	B 042360	0.8/1.0	27.5 x 55 x 44	20	7.5 kW
		230V 1~	16	10→200	10→200	20→200	130	200 A @ 20%	75								1.6→5.0					
Multi PEARL 211-4		110V 1~	32	10→130	10→160	20→150	100	150 A @ 22%	76		15	—	■	■	0.6→1.0	0.9→1.2	1.6→3.2	B 042360	0.8/1.0	41 x 73 x 77	27	7.5 kW
		230V 1~	16	10→200	10→200	20→200	130	200 A @ 20%	75								1.6→5.0					

OPTIONS

TIG torch kit SR17 V (valve)
4 m
10/25 mm²
044425

TIG torch kit SR17 DB
4 m
046108

KIT SOUDAGE NO GAZ Ø 0.9
- No Gas Welding Kit Ø 0.9
- Schweißset Fülldraht

NO GAS

072336 — 250 A — type A

more p.71

- Base (x1)
- Ceramic nozzle (x3)
- M6 - Ø 0.9/1.0 (x3)
- Type A Ø 0.9-1.0 / 1.2 (x1)

MIG/MAG INVERTER DIGITAL

NEW

4 in 1	GAS	NO GAS
	TIG	MMA

50 W
Speed control with **tachymeter**
20 m/min max

Expert mode

Easy mode

10 languages
- French
- English
- German
- Italian
- Spanish
- Czech
- Dutch
- Russian
- Chinese
- Japanese

MIG

MANUAL	STANDARD SYNERGIC
SPOT	SPOT DELAY

TIG

STANDARD	PULSE
SPOT	SPOT PULSE

MMA

STANDARD	PULSE

MANUAL

QUICK LOAD

CONNECTIVITY

PORTABILITY
Share configuration & jobs

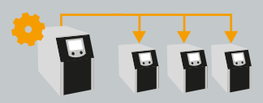

SOFTWARE UPDATE
Kronos evolutions

230 V • 1~

KRONOS 250M NEW
230 V • 1 ~
250 A | Ø 200/300
3 m | 3 m, 25 mm²
074996

400 V • 3~

KRONOS 250T NEW
400 V • 3 ~
250 A | Ø 200/300
3 m | 4 m, 25 mm²
075016

KRONOS 320T NEW
400 V • 3 ~
320 A | Ø 200/300
4 m | 4 m, 35 mm²
078734
no accessories :
075030

KRONOS 400T Duo NEW
400 V • 3 ~
400 A | Ø 200/300
no accessories :
075337

KRONOS 400T W NEW
400 V • 3 ~
400 A | Ø 200/300
no accessories :
075511

CE NORM. EN60974-1 / MADE IN FRANCE	50/60 Hz	↔	Norm A		min → max A	EN60974-1 (40°C) IA (60%)	X% (I2 max)	100%	U0 (V)	Electronic Control	W	m/min (max)	200 mm 5 kg	300 mm 15 kg	Ø mm GAS	NO GAS	Equipement d'origine / Original equipement / Originalausstattung / Equipamiento de fabrica: mm	TYPE		Cooling system	Protection	cm / kg	kg	Protected & compatible power generator (+/-15 %)	
KRONOS 250M	230V 1~	5 m	16		15 → 250	150 A	20 %	130 A	76 V		50 W	20	■	■	0.8 → 1.2	0.9 → 1.6	0.8 / 1.0	B-042360	1.0	Air	IP 23S	75 x 45 x 80	46	15 kW	18 kVA
KRONOS 250T	400V 3~	5 m	16		15 → 250	200 A	35 %	170 A	69 V		50 W	20	■	■	0.8 → 1.2	0.9 → 1.6	1.0 / 1.2	B-046849	1.0	Air	IP 23S	75 x 45 x 80	46	20 kW	24 kVA
KRONOS 320T	400V 3~	5 m	16		15 → 320	240 A	35 %	190 A	69 V		50 W	20	■	■	0.8 → 1.2	0.9 → 1.6	1.0 / 1.2	B-046849	1.2	Air	IP 23S	75 x 45 x 80	46	20 kW	24 kVA
KRONOS 400T Duo	400V 3~	5 m	32		15 → 400	300 A	35 %	280 A	66 V		50 W	20	■	■	0.8 → 1.2	0.9 → 1.6	1.0 / 1.2	B-046849	–	Air	IP 23S	90 x 55 x 67	55	25 kW	30 kVA
KRONOS 400T W	400V 3~	5 m	32		15 → 400	300 A	35 %	280 A	66 V		50 W	20	■	■	0.8 → 1.2	0.9 → 1.6	1.0 / 1.2	B-046849	–	Liquid, 800 W	IP 23S	90 x 55 x 80	53	25 kW	30 kVA

MIG/MAG INVERTER

DIGITAL • 400 V • 3~

NEW

4 in 1 | GAS | NO GAS | TIG | MMA

POWER SOURCE • 400 V • 3~

KRONOS 400T G

NEW

400 V • 3~

400 A | Ø 200/300

no accessories :
075054

KRONOS 400T GW

NEW

400 V • 3~

400 A | Ø 200/300

no accessories :
075061

DOUBLE • 400 V • 3~

KRONOS 400T Duo

NEW

400 V • 3~

400 A | Ø 200/300

no accessories :
075337

MIG WIRE FEEDERS

WF 35
50 W
Smart wire charge ✓
075078

3.5" display

WF 50
100 W
Smart wire charge ✓
Light ✓
075108

5" display

KRONOS 400T W

	Fe/CrNi	Alu		Fe/CrNi	Alu
pack KRONOS 400T W 1 077744	500 A, 4m, liquid 041004	—	4 m, 50 mm² 047853	Ø1.0/1.2 (original equipment)	—
pack KRONOS 400T W 2 077751	—	500 A, 3m, liquid 046160	4 m, 50 mm² 047853	Ø1.0/1.2 (original equipment)	B-type, Alu, Ø1.0/1.2 (x2) 040915

KRONOS 400T G

	Fe/CrNi	Alu		Fe/CrNi	Alu		
pack KRONOS 400T G 1 077768	350 A, 4m, air 063792	—	4 m, 50 mm² 047853	Ø1.0/1.2 (original equipment)	—	5 m, Ø70 mm², air 075443	WF 35 075078
pack KRONOS 400T G 2 077775	—	350 A, 3m, air 063808	4 m, 50 mm² 047853	Ø1.0/1.2 (original equipment)	B-type, Alu, Ø1.0/1.2 (x2) 040915	5 m, Ø70 mm², air 075443	WF 35 075078
pack KRONOS 400T G 3 077782	350 A, 4m, air 063792	—	4 m, 50 mm² 047853	Ø1.0/1.2 (original equipment)	—	10 m, Ø70 mm², air 075450	WF 35 075078
pack KRONOS 400T G 4 077799	—	350 A, 3m, air 063808	4 m, 50 mm² 047853	Ø1.0/1.2 (original equipment)	B-type, Alu, Ø1.0/1.2 (x2) 040915	10 m, Ø70 mm², air 075450	WF 35 075078

KRONOS 400T GW

	Fe/CrNi	Alu		Fe/CrNi	Alu		
pack KRONOS 400T GW 1 077805	500 A, 4m, liquid 041004	—	4 m, 50 mm² 047853	Ø1.0/1.2 (original equipment)	—	5 m, Ø70 mm², liquid 075474	WF 35 075078
pack KRONOS 400T GW 2 077812	—	500 A, 3m, liquid 046160	4 m, 50 mm² 047853	Ø1.0/1.2 (original equipment)	B-type, Alu, Ø1.0/1.2 (x2) 040915	5 m, Ø70 mm², liquid 075474	WF 35 075078
pack KRONOS 400T GW 3 077829	500 A, 4m, liquid 041004	—	4 m, 50 mm² 047853	Ø1.0/1.2 (original equipment)	—	10 m, Ø70 mm², liquid 075481	WF 35 075078
pack KRONOS 400T GW 4 077836	—	500 A, 3m, liquid 046160	4 m, 50 mm² 047853	Ø1.0/1.2 (original equipment)	B-type, Alu, Ø1.0/1.2 (x2) 040915	10 m, Ø70 mm², liquid 075481	WF 35 075078

KRONOS 400T Duo

	Fe/CrNi	Alu		Fe/CrNi	Alu		
pack KRONOS 400T Duo 1 077706	350 A, 4m, air 063792	—	4 m, 50 mm² 047853	Ø1.0/1.2 (original equipment)	—	—	—
pack KRONOS 400T Duo 2 077713	—	350 A, 3m, air 063808	4 m, 50 mm² 047853	—	B-type, Alu, Ø1.0/1.2 (x2) 040915	—	—
pack KRONOS 400T Duo 3 077720	350 A, 4m, air 063792	350 A, 3m, air 063808	4 m, 50 mm² 047853	Ø1.0/1.2 (original equipment)	B-type, Alu, Ø1.0/1.2 (x2) 040915	5 m, Ø70 mm², air 075443	WF 35 075078
pack KRONOS 400T Duo 4 077737	350 A, 4m, air 063792	350 A, 3m, air 063808	4 m, 50 mm² 047853	Ø1.0/1.2 (original equipment)	B-type, Alu, Ø1.0/1.2 (x2) 040915	10 m, Ø70 mm², air 075450	WF 35 075078

OPTIONS

Faisceaux de liaison - Connection cable - Zwischenschlauchpakete

NEW

AIR COOLED

5 m	70 mm²	075443
10 m	70 mm²	075450
10 m	95 mm²	077553

LIQUID COOLED

1.8 m	70 mm²	075467
5 m	70 mm²	075474
10 m	70 mm²	075481
10 m	95 mm²	075504

Pressure-regulator kit 5-30 L/min - Kit débimètre 5-30 L/min
073395

NEW

PUSH-PULL torch connection
for WF 50
078741

EN60974-1	MADE IN FRANCE	50/60 Hz	↔	Norm A	min → max A	EN60974-1 (40°C) IA (60%)	X% (I2 max)	100%	U₀ (V)	Electronic Control	W	m/min (max)	200 mm 5 kg	300 mm 15 kg	Ø mm GAS	Ø mm NO GAS	Equipement d'origine Original equipement Originalausstattung Equipamiento de fabrica mm	TYPE			Cooling system	cm / kg	kg	Protected & compatible power generator (+/-15 %)	
KRONOS 400T Duo		400 V 3~	5 m	32 A	15 → 400	300 A	35 %	280 A	66 V		50 W	20	■	■	0.8 → 1.2	0.9 → 1.6	1.0 / 1.2	B-046849	■	■ + WF	Air	90 x 55 x 67	55	25 kW	30 kVA
KRONOS 400T G		400 V 3~	5 m	32 A	15 → 400	300 A	35 %	280 A	66 V		—								—	■ + WF	Air	90 x 55 x 67	68	25 kW	30 kVA
KRONOS 400T GW		400 V 3~	5 m	32 A	15 → 400	300 A	35 %	280 A	66 V		—								—	■ + WF	Liquid, 800 W	90 x 55 x 80	70	25 kW	30 kVA
WF 35		—				500 A	60 %	—			50 W	20	■	■	0.8 → 1.2	0.9 → 1.6	1.0 / 1.2	B-046849	—	■	Air /Liquid	58 x 26 x 48	14	—	—
WF 50		—				500 A	60 %	—			100 W	20	■	■	0.8 → 1.6	0.9 → 2.4	1.0 / 1.2	F-061873	—	■	Air /Liquid	58 x 26 x 48	15	—	—

5" DIGITAL INTERFACE

NEW

ACCESSIBILITY

2 interface levels
- EASY
- EXPERT

10 languages
- French
- English
- German
- Italian
- Spanish
- Czech
- Dutch
- Russian
- Chinese
- Japanese

Easy mode

Expert mode

MIG

MANUAL	STANDARD SYNERGIC
SPOT	SPOT DELAY

TIG

STANDARD	PULSE
SPOT	SPOT PULSE

MMA

STANDARD
PULSE

MANUAL

QUICK LOAD

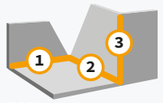

AUTOMATION

SAM ✓ Automation module compatibility SAM-1N/1A MIG/GMAW **(details p.61)**

GOUGING

Ø 4 > 6.4 (400 G)
Ø 4 > 8 (500 G)

CONNECTIVITY

TRACEABILITY

History data export

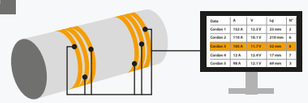

✓ QMOS - WPQR
✓ DMOS - WPS

ENERGY CONTROL : 20 kHz, kJ or kJ/cm

PORTABILITY

Share configuration & jobs

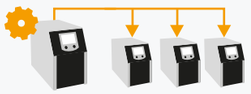

SOFTWARE UPDATE

Neopulse/Neomig-i evolutions

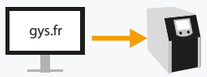

NEOMIG-i 400 G	Fe/CrNi	Alu		Fe/CrNi	Alu				
pack NEOMIG-i 400 G W1 077843	500 A, 4m, liquid 041004	—	4 m, 70 mm² 043831	Ø1.0/1.2 (original equipment)	—	10 m, Ø70 mm², liquid 075481	WF 50 075108	Koolweld 2 075115	10m³ L 075498
pack NEOMIG-i 400 G W2 077850	—	500 A, 3m, liquid 046160	4 m, 70 mm² 043831	Ø1.0/1.2 (original equipment)	F-type, Alu, Ø1.0/1.2 (x4) 061903	10 m, Ø70 mm², liquid 075481	WF 50 075108	Koolweld 2 075115	10m³ L 075498
pack NEOMIG-i 400 G W3 077867	500 A, 4m, liquid 041004	—	4 m, 70 mm² 043831	Ø1.0/1.2 (original equipment)	—	10 m, Ø95 mm², liquid 075504	WF 50 075108	Koolweld 2 075115	10m³ L 075498
pack NEOMIG-i 400 G W4 077874	—	500 A, 3m, liquid 046160	4 m, 70 mm² 043831	Ø1.0/1.2 (original equipment)	F-type, Alu, Ø1.0/1.2 (x4) 061903	10 m, Ø95 mm², liquid 075504	WF 50 075108	Koolweld 2 075115	10m³ L 075498
NEOMIG-i 500 G									
pack NEOMIG-i 500 G W1 077881	500 A, 4m, liquid 041004	—	4 m, 70 mm² 043831	Ø1.0/1.2 (original equipment)	—	10 m, Ø95 mm², liquid 075504	WF 50 075108	Koolweld 2 075115	10m³ L 075498
pack NEOMIG-i 500 G W2 077898	—	500 A, 3m, liquid 046160	4 m, 70 mm² 043831	Ø1.0/1.2 (original equipment)	F-type, Alu, Ø1.0/1.2 (x4) 061903	10 m, Ø95 mm², liquid 075504	WF 50 075108	Koolweld 2 075115	10m³ L 075498

MIG/MAG INVERTER DIGITAL • 3~

NEW

WIRE FEEDERS

Speed control with **tachymeter**
20 m/min max

WF 35
50 W
Smart wire charge ✓
075078
3.5" display

WF 50
100 W
Smart wire charge ✓
Light ✓
075108
5" display

IP 23 INDOOR / OUTDOOR

NEOMIG-I 400 G NEW
400 A @ 100 %
no accessories/no trolley
075085

NEOMIG-I 500 G NEW
500 A @ 60 %
no accessories/no trolley
075092

OPTION
Trolley
10m³ L
075498

OPTION
Cooling unit 890 W, 5.5 L
liquid not included
KOOLWELD 2
075115

OPTIONS

Faisceaux de liaison - Connection cables - Zwischenschlauchpakete
p. 50

USB key
16 Go/GB
062344

Pressure-regulator kit 5-30 L/min - Kit débimètre 5-30 L/min
for WF 35 / WF 50
073395

PUSH-PULL torch connection
for WF 50
078741

CE NORM. EN60974-1	MADE IN FRANCE	50 / 60 Hz	↔	A	min→max	EN60974-1 (40°C) MIG I (60%)	X% (I2 max)	100%	Uo	PUSHPULL	Electronic Control	W	m/min (max)	200 mm 5 kg	300 mm 15 kg	GAS	NO GAS	Ø mm	TYPE	cm	kg	Protected & compatible power generator (+/-15%)	✓
NEOMIG-I 400 G		400 V · 3 ~	5 m	32	15→400	400 A	100 %	400 A	85 V	—										68 x 30 x 48	37	30 kW	36 kVA
NEOMIG-I 500 G		400 V · 3 ~	5 m	32	15→500	470 A	60 %	400 A	85 V	—										68 x 30 x 48	37	30 kW	36 kVA
WF 50		—				500 A	60 %	—		OPTION		100 W	20	■	■	0.8 → 1.6	0.9 → 2.4	1.0 / 1.2	F-061873	58 x 26 x 48	15	—	

MIG/MAG INVERTER PULSE

Youtube

PFC POWER FACTOR CORRECTION

185 V ⟷ 265 V

110 V 230 V

100 m

IP 23 INDOOR / OUTDOOR

NEOPULSE 320C, 400 CW & NEOFEED 4W

AUTOMATION

SAM ✓ Neopulse 320 C, 400 CW, 400 G
Automation module compatibility
SAM-1N/1A MIG/GMAW **(details p.61)**

230 V • 1 ~

NEOPULSE 220 C

220 A | Ø 200

PFC | AIR | MMA | TIG | IP 23S

no accessories/no trolley

061835

NEOPULSE 220 C XL

220 A | Ø 200/300

PFC | AIR | MMA | TIG | IP 23S

no accessories/no trolley

061842

400 V • 3 ~

NEOPULSE 320 C

320 A | Ø 200/300

AIR | MMA | TIG | WF ✓ | IP 23

no accessories/no trolley

062474

NEOPULSE 400 CW

400 A | Ø 200/300 | 400 A @ 60 %

AIR | LIQUID | MMA | TIG | WF ✓ | GOUGING | AD | IP 23

no accessories/no trolley

062061

400 V • 3 ~ • POWER SOURCE

NEOPULSE 400 G

400 A @ 60 %

no accessories/no trolley

014497

NEOPULSE 500 G

500 A @ 50 %

no accessories/no trolley

014503

WF ✓ | MMA | TIG | GOUGING | IP 23

OPTIONS

USB key
16 Go/Go
included

062344

Push Pull (24V/42V)

Connector 14pt, male
047686

Connector 14pt, female
064386

Skate NEOPULSE 320 C (+WCU)
700 x 100 x 350 mm

037717

JOBSITE XL

600 x 1150 x 584 mm

039568

10m³ T/M 400 A

113 x 54 x 115 mm

037328

EN60974-1 EN60974-5 EN60974-10	MADE IN FRANCE	50 / 60 Hz	A	A	PUSHPULL	MIG EN60974-1 (40°C) I (60%)	X% (I2 max)	100%	Uo	Electronic Control	max m/min	Ø mm GAS	Ø mm NO GAS	Ø mm 200 mm 5 kg	Ø mm 300 mm 15 kg	Equipement d'origine Original equipment Originalausstattung Equipamiento de fabrica	TYPE	cm	kg	Protected & compatible power generator (+/-15 %)
NEOPULSE 220 C		200 → 240 V · 1 ~	16	10 → 220	24 V	150 A	20%	130 A	80 V	■	20	0.6 → 1.2	0.9 → 1.2	■	—	acier-steel 0.8 / 1.0 mm	B	55 × 41 × 32	28	7.5 kW
NEOPULSE 220 C XL		200 → 240 V · 1 ~	16	10 → 220	24 V	150 A	20%	130 A	80 V	■	20	0.6 → 1.2	0.9 → 1.2	■	■	acier-steel 0.8 / 1.0 mm	B	32 × 49 × 60	30	7.5 kW
NEOPULSE 320 C		400 V · 3 ~	25	10 → 320	24/42 V	300 A	40%	280 A	85 V	■	22	0.6 → 1.2	0.9 → 1.6	■	■	acier-steel 1 / 1.2 mm	F (061873)	30 × 68 × 55	37	13 kW
NEOPULSE 400 CW		400 V · 3 ~	32	10 → 400	24/42 V	400 A	60%	360 A	85 V	■	22	0.6 → 1.6	0.9 → 2.4	■	■	acier-steel 1 / 1.2 mm	F (061873)	96 x 51 x 85	78	20 kW
NEOPULSE 400 G		400 V · 3 ~	32	10 → 400	—	400 A	60%	360 A	85 V	—								68 × 30 × 42	31	20 kW
NEOPULSE 500 G		400 V · 3 ~	32	10 → 500	—	470 A	50%	440 A	85 V	—								68 × 30 × 42	32	25 kW

WF MIG WIRE FEEDER

✓ NEOPULSE 320C
✓ NEOPULSE 400 CW
✓ NEOPULSE 400G
✓ NEOPULSE 500G

NEOFEED 4W

AIR
LIQUID
IP 23
PUSH PULL COMPATIBILITY 24/42 V

connection cable not included
014527

EN60974-1 (40°C)			max	Ø mm		Ø mm		Equipement d'origine - Original equipement Originalausstattung - Equipamiento de fábrica			
IA 60%	X% I2 max	Electronic Control	m/min	200	300	GAS	NO GAS		TYPE	cm	kg
500	60		22	■	■	0.6 → 1.6	0.9 → 2.4	1.0 / 1.2 mm	F-061873	70 × 51 × 38	20.5

OPTIONS

CONNECTION CABLES

		AIR COOLED	LIQUID COOLED
1.8 m	70 mm²	071780	037243
5 m	70 mm²	047587	047617
10 m	70 mm²	047594	047624
10 m	95 mm²	047600	047631
15 m	95 mm²	038349	038448
20 m	95 mm²	038431	038455

ROLLERS
047020

SKIS
047037

REMOTE CONTROL

✓ NEOPULSE 320C
✓ NEOPULSE 400 CW
✓ NEOPULSE 400G
✓ NEOPULSE 500G
✓ NEOFEED 4W

RC-HD2

SOFTWARE UPDATE

command cable not included
062122

included fixation

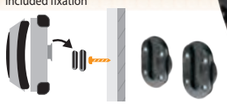

Command cable

2.8 m	063907
6 m	063914
11 m	036925

10 pts, male
064355

10 pts, female
064362

OPTIONS

MAGNETFIX 50
029637

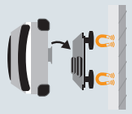

Fixing kit 2
for trolley T/M 400A
037779

NEOPULSE 320C & 400CW

CONFIGURATION 1

Connection kit
NUM-1
063938

CONFIGURATION 2

Connection kit
NUM-1
063938

NEOPULSE 400G & 500G

CONFIGURATION 1

No connection kit

CONFIGURATION 2

Connection kit
NUM-1
063938

EXTEND PRODUCTIVITY

×2 DOUBLE WIRE FEEDER

✓ NEOPULSE 400G
✓ NEOPULSE 500G

DOUBLE WIRE FEEDER OPTIONS

Fixation kit
for trolley T/M 400A
064690

TWINCOOL
Cooling unit 1000 W, 5.5 L
liquid not included

065086

NEOPULSE 400G & 500G

CONFIGURATION 1

Connection kit
NUM-2
064942

CONFIGURATION 2

Connection kit
NUM-2
064942
+
NUM MIG 1
062993
+
NUM-1
063938

Pressure-regulator kit 5-30 L/min - Kit débimètre 5-30 L/min

✓ NEOFEED 4W
✓ NEOPULSE 320 C
✓ NEOPULSE 400 CW

073395

OPTIONS

RC-HA2
10m
047679

Skate
for NEOPULSE 320C + WCU
037717

Trolley - T/M 400
for NEOPULSE
320C, 400G & 500G
1105 x 1135 x 540 mm
037328

Filter kit
063143

Push Pull (24V/42V)

Connector 14pt, male
047686

Connector 14pt, female
064386

USB key
16 Go/GB
included
062344

Cooling liquid
(not included)

5L
062511

10L
052246

liquid not included

Fe/CrNi
Alu

NEOPULSE 220C

pack NEOPULSE 220C A1 062801		TYPE B, Ø 0.8/1 (x2) (Original Equipment)		4 m, 35 mm² 043817			250 A, 3 m, air 040700	
pack NEOPULSE 220C A2 062818		TYPE B, Ø 0.8/1 (x2) (Original Equipment)	TYPE B, Alu, Ø 1/1.2 (x2) 040915	4 m, 35 mm² 043817				250 A, 3 m, air 040724

liquid not included

Fe/CrNi
Alu

NEOPULSE 220C XL

pack NEOPULSE 220C XL A1 062825		TYPE B, Ø 0.8/1 (x2) (Original Equipment)		4 m, 35 mm² 043817			250 A, 4 m, air 040922	
pack NEOPULSE 220C XL A2 062832		TYPE B, Ø 0.8/1 (x2) (Original Equipment)	TYPE B, Alu, Ø 1/1.2 (x2) 040915	4 m, 35 mm² 043817				250 A, 3 m, air 040724

liquid not included

Fe/CrNi
Alu

NEOPULSE 320C

pack NEOPULSE 320C A1 062849		TYPE F, Ø 1/1.2 (x4) (Original Equipment)		4m, 70 mm² 036994			350 A, 4 m, air 040946	
pack NEOPULSE 320C A2 062856		TYPE F, Ø 1/1.2 (x4) (Original Equipment)	TYPE F, Alu, Ø 1/1.2 (x4) 061903	4m, 70 mm² 036994				350 A, 3 m, air 040731
pack NEOPULSE 320C W1 062863	WCU 1kW C 013537	TYPE F, Ø 1/1.2 (x4) (Original Equipment)		4m, 70 mm² 036994	T/M 400 037328		300 A, 4 m, liquid 043275	
pack NEOPULSE 320C W2 062870	WCU 1kW C 013537	TYPE F, Ø 1/1.2 (x4) (Original Equipment)	TYPE F, Alu, Ø 1/1.2 (x4) 061903	4m, 70 mm² 036994	T/M 400 037328			300 A, 3 m, liquid 040748
pack NEOPULSE 320C W3 063402	WCU 1kW C 013537	TYPE F, Ø 1/1.2 (x4) (Original Equipment)	TYPE F, Alu, Ø 1/1.2 (x4) 061903	4m, 70 mm² 036994		Skate 037717		300 A, 3 m, liquid 040748

liquid not included

Fe/CrNi
Alu

NEOPULSE 400CW

pack NEOPULSE 400CW 1 071483				4m, 70 mm² 043831			500 A, 4 m, liquid 041004	
pack NEOPULSE 400CW 2 071490		TYPE F, Alu, Ø 1/1.2 (x4) 061903		4m, 70 mm² 043831				500 A, 3 m, liquid 046160

liquid not included



Fe/CrNi
Alu

NEOPULSE 400G

pack NEOPULSE 400G A1 062887	NEOFEED 4W 014527			5 m, air, ø 70 mm² 047587	TYPE F, Ø 1/1.2 (x4) (Original Equipment)		4m, 70 mm² 043831		T/M 400 037328			450 A, 4 m, air 045392		
pack NEOPULSE 400G W1 062894	NEOFEED 4W 014527		NEOCOOL 1000W 032750	10 m, liquid, ø 95 mm² 047631	TYPE F, Ø 1/1.2 (x4) (Original Equipment)		4m, 70 mm² 043831		T/M 400 037328			500 A, 4 m, liquid 041004		
pack NEOPULSE 400G W2 062900	NEOFEED 4W 014527		NEOCOOL 1000W 032750	10 m, liquid, ø 95 mm² 047631	TYPE F Ø 1/1.2 (x4) (Original Equipment)	TYPE F, Alu Ø 1/1.2 (x4) 061903	4m, 70 mm² 043831		T/M 400 037328				500 A, 3 m, liquid 046160	
pack NEOPULSE 400G W3 066533	×2 NEOFEED 4W 014527		TWINCOOL 1000W 065086	×2 10 m, liquid, ø 95 mm² 047631	TYPE F Ø 1/1.2 (x4) (Original Equipment)	TYPE F, Alu Ø 1/1.2 (x4) 061903	4m, 70 mm² 043831		T/M 400 037328	fixation kit 064690		500 A, 4 m, liquid 041004	500 A, 3 m, liquid 046160	Kit NUM-2 064942
pack NEOPULSE 400G W4 066540	×2 NEOFEED 4W 014527	×2 Rollers 047020	TWINCOOL 1000W 065086	×2 10 m, liquid, ø 95 mm² 047631	TYPE F Ø 1/1.2 (x4) (Original Equipment)	TYPE F, Alu Ø 1/1.2 (x4) 061903	4m, 70 mm² 043831				Pallet trolley 064621	500 A, 4 m, liquid 041004	500 A, 3 m, liquid 046160	Kit NUM-2 064942
pack NEOPULSE 400G W5 072718	NEOFEED 4W 014527		NEOCOOL 1000W 032750	10 m, liquid, ø 70 mm² 047624	TYPE F, Ø 1/1.2 (x4) (Original Equipment)				T/M 400 037328					
pack NEOPULSE 400G W6 072725	NEOFEED 4W 014527		NEOCOOL 1000W 032750	10 m, liquid, ø 70 mm² 047624	TYPE F, Ø 1/1.2 (x4) (Original Equipment)		4m, 50 mm² 047853		T/M 400 037328			500 A, 4 m, liquid 041004		
pack NEOPULSE 400G W7 072732	NEOFEED 4W 014527		NEOCOOL 1000W 032750	10 m, liquid, ø 70 mm² 047624	TYPE F Ø 1/1.2 (x4) (Original Equipment)	TYPE F, Alu Ø 1/1.2 (x4) 061903	4m, 50 mm² 047853		T/M 400 037328				500 A, 3 m, liquid 046160	

liquid not included



Fe/CrNi
Alu

NEOPULSE 500G

pack NEOPULSE 500G A1 062917	NEOFEED 4W 014527			10 m, air, ø 95 mm² 047600	TYPE F, Ø 1/1.2 (x4) (Original Equipment)			4m, 95 mm² 047013	T/M 400 037328			450 A, 4 m, air 045392		
pack NEOPULSE 500G W1 062924	NEOFEED 4W 014527		NEOCOOL 1000W 032750	10 m, liquid, ø 95 mm² 047631	TYPE F, Ø 1/1.2 (x4)) (Original Equipment)			4m, 95 mm² 047013	T/M 400 037328			500 A, 4 m, liquid 041004		
pack NEOPULSE 500G W2 062931	NEOFEED 4W 014527		NEOCOOL 1000W 032750	10 m, liquid, ø 95 mm² 047631	TYPE F Ø 1/1.2 (x4) (Original Equipment)	TYPE F, Alu Ø 1/1.2 (x4) 061903		4m, 95 mm² 047013	T/M 400 037328				500 A, 3 m, liquid 046160	
pack NEOPULSE 500G W3 066557	×2 NEOFEED 4W 014527		TWINCOOL 1000W 065086	×2 10 m, liquid, ø 95 mm² 047631	TYPE F Ø 1/1.2 (x4) (Original Equipment)	TYPE F, Alu Ø 1/1.2 (x4) 061903		4m, 95 mm² 047013	T/M 400 037328	fixation kit 064690		500 A, 4 m, liquid 041004	500 A, 3 m, liquid 046160	Kit NUM-2 064942
pack NEOPULSE 500G W4 066564	×2 NEOFEED 4W 014527	×2 Rollers 047020	TWINCOOL 1000W 065086	×2 10 m, liquid, ø 95 mm² 047631	TYPE F Ø 1/1.2 (x4) (Original Equipment)	TYPE F, Alu Ø 1/1.2 (x4) 061903		4m, 95 mm² 047013			Pallet trolley 064621	500 A, 4 m, liquid 041004	500 A, 3 m, liquid 046160	Kit NUM-2 064942

INTEGRATION

ONLINE CONFIGURATION GUIDE

	I (100%)	Integrated wirefeeder	SAM-1A (Analogic/Digital)	SAM-1N (Numerical)
MIG/MAG - GMAW/FCAW				
NEOPULSE 320 C	280 A	✓	✓	✓
NEOPULSE 400 CW	360 A	✓	✓	✓
NEOPULSE 400 G	360 A	–	✓	✓
NEOPULSE 500 G	440 A	–	✓	✓
EXAGON 400 FLEX CC/CV	350 A	–	✓	✓
TIG - GTAW				
TITAN 400 DC	360 A	–	✓	✓
TITANIUM 230 AC/DC	170 A	–	–	✓
TITANIUM 400 AC/DC	360 A	–	✓	✓

+

ROBOT		COBOT		PLC	
ABB	✓✓	DOOSAN	✓✓	BECKHOFF	✓✓
FANUC	✓✓	HANWHA	✓✓	PROFACE	✓✓
KAWASAKI	✓✓	JAKA	✓✓	ROCKWELL AUTOMATION	✓✓
KUKA	✓✓	OMRON	✓✓	SCHNEIDER ELECTRIC	✓✓
STÄUBLI	✓✓	TECHMEN ROBOT	✓✓	SIEMENS	✓✓
YASKAWA	✓✓	UNIVERSAL ROBOTS	✓✓	UNITRONICS	✓✓
...		...		WAGO	✓✓

+

Complete with -
Completez avec

WIRE FEEDER

COOLING UNIT

REMOTE CONTROL

www.gys.fr

=

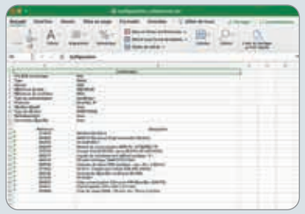

Complete configuration

*A summary of the requested set-up configuration as an **Excel** file along with a list of the GYS equipments needed to automate it.*
*- Récapitulatif de la configuration souhaitée au format **Excel** avec les équipements GYS nécessaires à l'automatisation.*

+

Back-End

Zip file with :
- *3D models (.step)*
- *IP configuration*
- *Software*
- *Electronic files*
- *Data mapping files*

+

Front-End

User interfaces :
- *URcap software*
- *More on demand...*

AUTOMATION MODULE

Youtube

POWER SOURCE › PLC/ROBOT/COBOT CONNECTION

1 MACHINE CONNECTIVITY KITS

KIT NUM TIG/GTAW 1
for TITAN 400 DC & TITANIUM 400 AC/DC
037960

KIT NUM MIG/GMAW 1
for NEOPULSE 320C, 400 CW, 400G & 500G
062993

2 SMART AUTOMATION MODULE
SAM 1N
064935

3 ANYBUS CONNECTORS

Ethernet IP	062078
Profinet	062085
Modbus TCP	063013
Devicenet	062092
Can Open	062108
Ethercat	063006

1 SMART AUTOMATION MODULE
SAM 1A
071940

Analogic /Digital

8 inputs
7 outputs

Integrated SAFETY function

3 modes : Job, Manual, Tracking

POWER SOURCE › PLC/ROBOT/COBOT CONNECTION

ROBOTIC WIRE FEEDER

POWER SOURCE › PLC/ROBOT/COBOT CONNECTION

4

SMARTFEED M-4
066618

IP 21 | MOTOR 115 W

Front view

4 NEW

SMARTFEED MB-PP
073647

IP 21 | BRUSHLESS MOTOR 100 W

PUSH-PULL BRUSHLESS MOTOR

Front view

ULTRA LIGHT 4.5 kg

VIBRATION & SHOCK RESISTANT

Back view

EN60974-1 (40°C)			Equipement d'origine - Original equipement Originalausstattung - Equipamiento de fabrica		max	PUSH-PULL	Ø mm			
IA 60%	X% I2 max	Electronic Control		TYPE	m/min		GAS	NO GAS	cm	kg
500	60		1.0 / 1.2 mm	F-061873	1 → 25	■	0.6 → 1.6	0.9 → 2.4	24.5 × 15 × 21.5	4.5

Options Robotic MIG connection cables

Liquid, 4 m, Ø 95mm²
073517

Liquid, 8 m, Ø 95mm²
069725

Liquid, 12 m, Ø 95mm²
078581
NEW

Kit n°20 Cable guide
075429

Kit n°21 Cable fixation
077324

Command cable, 4 m
073524

Command cable, 8 m
073531

Smartfeed support for ROBOT kits

Kit n°1	070707
Kit n°2	071445
Kit n°3	071452
Kit n°4	071469
...	...

✓ ABB
✓ FANUC
✓ KAWASAKI
✓ KUKA
✓ YASKAWA

MORE COMING SOON

Compatibilities on demand - Compatibilités sur demande - Kompatibilitäten auf Anfrage

PACKS



More configurations -
Plus de configurations

TIG GTAW
MIG/MAG GMAW/FCAW
PLASMA CUTTING

COBOT

✓ DOOSAN ✓ OMRON ✓ UNIVERSAL ROBOT
✓ HANWHA ✓ TECHMAN

PACK NEOPULSE 320C A3 COBOT
067905

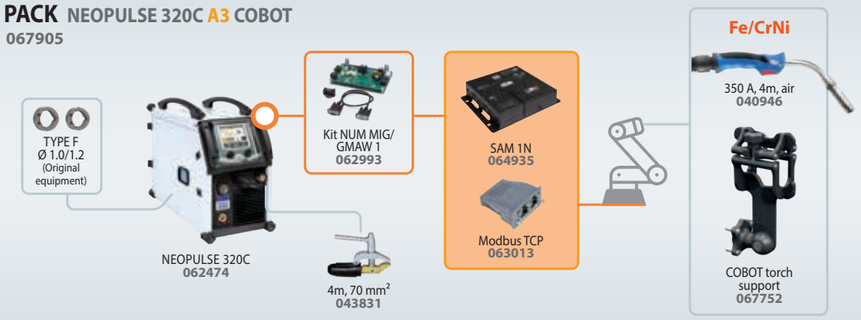

PACK NEOPULSE 320C W4 COBOT
067912

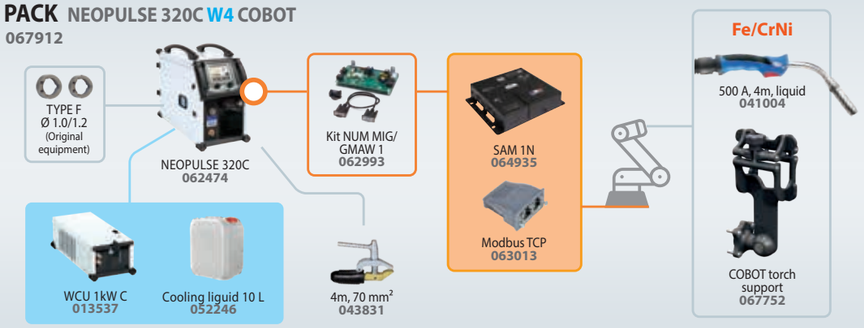

PACK NEOPULSE 400 CW 3 COBOT
071506

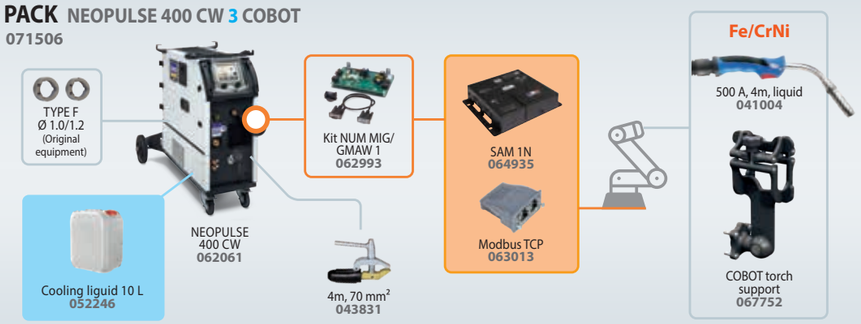

ROBOT

✓ ABB ✓ KAWASAKI ✓ STÄUBLI
✓ FANUC ✓ KUKA ✓ YASKAWA

MIG/MAG MULTIPROCESS
INVERTER CC/CV

Heavy Duty
Pipe
Petrol Offshore

VRD inside Voltage Reduction Device

MEMORY : 50 MMA JOBS + 50 TIG JOBS

QUICK ACCESS
Program charge mode easy

EASY USB UPDATE
DIRECT COMPUTER

V/A control
Arcforce/Inductance control
SECURITY Lock/Unlock parameters
Remote control

ROBUST DESIGN

IP 23 INDOOR / OUTDOOR

SR | VRD inside | HS | AF | CEL cellulosic | IP 23 | ALU aluminium
MMA PULSE | TIG LIFT | GOUGING | AD

3 COMBINATIONS
Complete packs & details - p.66/67

5 MIG Wire feeder | 6 MIG Portable feeder | 7 TIG HF

EXAGON 400 CC/CV

400 V • 3 ~ | 400A 60 %
400 A

no accessories
010925

7 in 1

1. MMA
2. MMA • PULSE — Kits MMA p. 14
3. TIG DC LIFT — Torches & consumables p. 31
4. GOUGING — Accessories p. 15
5. MIG Wire feeder — EXAFEED 4L
6. MIG Portable feeder — NOMADFEED 425-4 CC/CV
7. TIG HF — EXATIG

FLEX
208V — 525V
1~ — 3~

EXAGON 400 FLEX CC/CV

208 → 525 V • 1 → 3 ~ | 400A 60 %
400 A

no accessories
069718

NEW 2023

5 in 1

1. MMA
2. MMA • PULSE — Kits MMA p. 14
3. TIG DC LIFT — Torches & consumables p. 31
4. GOUGING — Accessories p. 15
5. MIG Portable feeder — NOMADFEED 425-4 CC/CV

NOMADFEED COMBINATION
Complete packs & details - p.66/67

6 MIG Portable feeder

AUTOMATION

SAM — Automation module compatibility SAM-1N/1A MIG/GMAW **(details p.61)**

PFC EN 61000-3-12 POWER FACTOR CORRECTION

OPTIONS

Only for Exagon 400 CC/CV

EXACOOL LIQUID
1000 W, cooling unit (5.5l) liquid not included
032422

Cooling liquid (not included)
5 L 062511
10 L 052246

Trolley T/M 400
1105x 1135x540 mm
037328

Jobsite XL
118x 61x60 mm
039568

Filter kit
046580

REMOTE CONTROL RC-HA1
8 m 045675
20 m 066625

	CE NORM. EN60974-1	MADE IN FRANCE	~	50 / 60 Hz	A	MMA	TIG	MIG	PFC	FLEX	SR	VRD	HS	AF	CEL	ALU	MMA PULSE	TIG Lift	AD	IP23	for normal use	I (60%)	X% (I2 max)	100%	Uo	cm / kg	Protected & compatible power generator (+/-15 %)	
						I_2			INTEGRATED TECHNOLOGY												X% GYS (20°C)	EN60974-1 (40°C)						
EXAGON 400 CC/CV			3	400 V	32A	5 → 400	5 → 400	15 → 400	—	—	■	■	✪	✪	■	■	■	■	■	■	100% @ 350 A	400 A	60%	350 A	84 V	58 x 52 x 30 / 36	30 kW	36 kVA
EXAGON 400 FLEX CC/CV			1	208 → 300 V	63	15 → 270	10 → 270	10 → 270	■	■	■	■	✪	✪	■	■	■	■	■	■	100% @ 220 A	270 A	60 %	220 A	80 V	66 x 52 x 30 / 36	30 kW	36 kVA
				300 → 525 V	32																							
			3	208 → 300 V	63	15 → 400	10 → 400	10 → 400													100% @ 350 A	400 A	60 %	350 A				
				300 → 525 V	32																							

Packs MIG

EXAGON 400 CC/CV										
pack EXAGON MAG A1 012417	EXAFEED 4L 032408		10 m, air, ø 70 mm² 047594			TYPE C, Ø 1/1.2 (Original Equipment)	4m, 70 mm² 043831	T/M 400 037328		350 A, 4 m, air 040946
pack EXAGON MAG A2 013377	EXAFEED 4L 032408		5 m, air, ø 70 mm² 047587			TYPE C, Ø 1/1.2 (Original Equipment)	4m, 70 mm² 043831	T/M 400 037328		350 A, 4 m, air 040946
pack EXAGON MAG W1 012424	EXAFEED 4L 032408	EXACOOL 1000W 032422	10 m, liquid, ø 95 mm² 047631			TYPE C, Ø 1/1.2 (Original Equipment)	4m, 70 mm² 043831	T/M 400 037328		500 A, 4 m, liquid 041004
pack EXAGON MAG W2 013384	EXAFEED 4L 032408	EXACOOL 1000W 032422	5 m, liquid, ø 70 mm² 047617			TYPE C, Ø 1/1.2 (Original Equipment)	4m, 70 mm² 043831	T/M 400 037328		500 A, 4 m, liquid 041004
pack EXAGON MAG A5 013421				NOMADFEED 425-4 036291	5 m, ø 95 mm² 032439	TYPE C, Ø 1/1.2 (Original Equipment)	4m, 70 mm² 043831			450 A, 4 m, air 045392
pack EXAGON MAG A6 013438				NOMADFEED 425-4 036291	5 m, ø 95 mm² 032439	TYPE C, Ø 1/1.2 (Original Equipment)	4m, 70 mm² 043831		Jobsite XL 039568	450 A, 4 m, air 045392
EXAGON 400 FLEX CC/CV										
pack EXAGON FLEX MAG A3 076327				NOMADFEED 425-4 036291	5 m, ø 95 mm² 032439	TYPE C, Ø 1/1.2 (Original Equipment)	4m, 70 mm² 043831			450 A, 4 m, air 045392
pack EXAGON FLEX MAG A4 076334				NOMADFEED 425-4 036291	5 m, ø 95 mm² 032439	TYPE C, Ø 1/1.2 (Original Equipment)	4m, 70 mm² 043831		Jobsite XL 039568	450 A, 4 m, air 045392

Packs MMA

EXAGON 400 CC/CV					
pack EXAGON MMA 1 012387	5 m, 50 mm²	4 m, 50 mm²			
	MMA kit 7 047419				
pack EXAGON MMA 2 012394	5 m, 50 mm²	4 m, 50 mm²			Jobsite XL 039568
	MMA kit 7 047419				
pack EXAGON MMA 3 012400	5 m, 50 mm²	4 m, 50 mm²	Gouging torch, 1000 A 041516	Cable 5 m for gouging torch 040670	Jobsite XL 039568
	MMA kit 7 047419				
EXAGON 400 FLEX CC/CV					
pack EXAGON FLEX MMA 1 076235	5 m, 50 mm²	4 m, 50 mm²			
	MMA kit 7 047419				
pack EXAGON FLEX MMA 2 076242	5 m, 50 mm²	4 m, 50 mm²			Jobsite XL 039568
	MMA kit 7 047419				
pack EXAGON FLEX MMA 3 076259	5 m, 50 mm²	4 m, 50 mm²	Gouging torch, 1000 A 041516	Cable 5 m for gouging torch 040670	Jobsite XL 039568
	MMA kit 7 047419				

Packs TIG

EXAGON 400 CC/CV							
pack EXAGON TIG 1 062597	EXATIG 013780	SR26 L, 8 m 046184		4 m, 50 mm² 047853	Command cable, 11 m 036925	10 m, ø 95 mm² 032446 (x2)	
pack EXAGON TIG 2 062603	EXATIG 013780	SR26 L, 8 m 046184		4 m, 50 mm² 047853	Command cable, 11 m 036925	10 m, ø 95 mm² 032446 (x2)	Jobsite XL 039568
pack EXAGON TIG 3 062948	EXATIG 013780		SR26 DB, 8 m 046177	4 m, 50 mm² 047853	Command cable, 11 m 036925	10 m, ø 95 mm² 032446 (x2)	

MIG
✓ EXAGON 400 CC/CV
✗ ~~EXAGON 400 FLEX CC/CV~~

WIRE FEEDER

PUSH PULL COMPATIBILITY

AIR | LIQUID

CONNECTION CABLE

AIR COOLED		
5 m	70 mm²	047587
10 m	70 mm²	047594
10 m	95 mm²	047600
15 m	95 mm²	038349
20 m	95 mm²	038431
LIQUID COOLED		
1.8 m	70 mm²	037243
5 m	70 mm²	047617
10 m	70 mm²	047624
10 m	95 mm²	047631
15 m	95 mm²	038448
20 m	95 mm²	038455

ROLLERS 047020

SKIS 047037

REMOTE CONTROL RC-HA2 10m (EXAFEED only) 047679

Push Pull (24V/42V)

Connector 14pt, male 047686

Connector 14pt, female 064386

MADE IN FRANCE

EXAFEED 4L 032408

EN60974-1 (40°C) IA (60%)	X% (I2 max)	Electronic Control	max m/min	200 mm 5 kg	300 mm 15 kg	Ø mm GAS	Ø mm NO GAS	Equipement d'origine - Original equipement - Originalausstattung - Equipamiento de fabrica	TYPE	cm	kg
500	60		22	■	■	0.6 → 1.6	0.9 → 2.4	1.0 / 1.2 mm	C-042117	70 × 51 × 38	20.5

MIG
✓ EXAGON 400 CC/CV
✓ EXAGON 400 FLEX CC/CV

PORTABLE FEEDER

UNIVERSAL
CHANTIER - JOBSITE

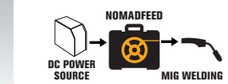

INDOOR / OUTDOOR

Ø 200/300

MADE IN FRANCE

OPTIONS

NOMADFEED CABLE

5 m 95 mm² 032439
10 m 95 mm² 032446
15 m 95 mm² 036666
20 m 95 mm² 036673

OPEN ARC

Adapter kit for self shielded flux-cored wires - Adaptateur pour fil fourré sans gaz 068636

NOMADFEED 425-4 CC/CV 036291

I V	50/60 Hz	100% A	60% A	Ø mm	Electronic Control	GAS	NO GAS	Ø mm	DC power source Mode Constant Current	Mode Constant Voltage	Equipement d'origine - Original equipement - Originalausstattung - Equipamiento de fabrica mm	TYPE		Protected against over voltage	cm	kg	IP
888	16>110V DC	300	425	200/300		0.6 → 1.6	0.9 → 2.4		■	■	1.2/ 1.6	E-038615 / C-038646	4 m 95 mm²	■	67.5 × 27 × 49	15.5	23

TIG HF
✓ EXAGON 400 CC/CV
✗ ~~EXAGON 400 FLEX CC/CV~~

HF IGNITION CONTROL UNIT

✓ 2T ✓ 4T
✓ HF 9kV

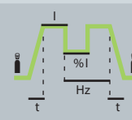

FULL CONTROL
SPECIAL EXAGON 400 CC/CV

UNIVERSAL

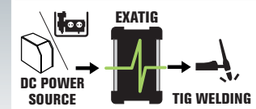

INDOOR /OUTDOOR

L|DB|P

MADE IN FRANCE

5 › 25 L/min

70/95 mm² Ø 13 mm

EXATIG no accessories : 013780

I2 TIG	U1 min	U1 max	X% GYS (20°C) for normal use	EN60974-1 (40°C) I (60%)	X% (I2 max)	100%	cm	kg
40 → 400	10 V	100 V	100%@220 A	270 A	25%	220 A	34 × 26 × 16	6.5

OPTIONS



x2 045712

Tuyau caoutchouc-Rubber hose, Ø 6.0 X 12 (DIN 73379) 4 m 046269
x m 046276

Power cable 10 m 032446
x 2 for Exatig

Fixing kit for trolley T/M 400A 037779

EXATIG / EXAGON connection

Command cable
2.8 m 063907
6 m 063914
11 m 036925

Connection kit 036918

TORCHES & CONSUMABLES

SUPPORTS TORCHE - Torch stands - Brennerhalter

COBOT 067752

Magnetic 041653

TORCHES MANUELLES - Manual Torches - Brenner - Antorcha - Lastoort - Tocha

Classic



Classic

Grip



Abimig



Fume Extraction

Torches aspirantes - Fume Extraction Torches - Rauchgas-Absaugbrenner - Antorcha con aspiración de humos

24V PUSH PULL & SPOOL GUN TORCHES (IDEAL ALU)

PUSH PULL for NEOPULSE 220C & 220C XL



GALETS - Rollers - Drahtführungsrollen - Rollen - Rodillos - Wielen - Roletes

0.6/0.8/1.0 046290
0.8/1.0/1.2 038752

Connector Push Pull 10 pts 064393

PUSH PULL PLUS for EXAFEED, NEOFEED & NEOPULSE 320C

Included

Push Pull (24V/42V) Connector 14pt, male 047686

PUSH PULL INLINE for EXAFEED, NEOFEED & NEOPULSE 320C

GALETS - Rollers - Drahtführungsrollen - Rollen - Rodillos - Wielen - Roletes

1.0/1.0 038189
1.2/1.2 (Included) 038196

CONSOMMABLES - Consumables

Gaines
- Torch liners
- Mantel
- Funda
- Drahtseelen
- Folha



Supports tube contact & diffuseurs
- Tip adaptors & diffusers

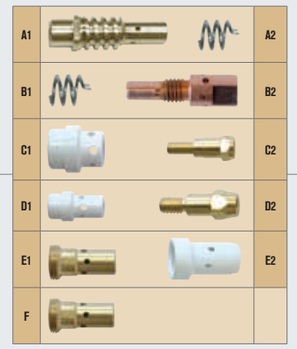

Tubes contacts - Contact tips
- Kontaktrohre - Tubo de contacto
- Contactbuis - Pontas de contacto



Buses - Gas nozzles - Düsen
- Tubo - Nippel - Bicos



Torches complètes - Complete Torches - Brenner - Antorcha - Lastoort - Tocha

	ACIER / INOX - STEEL / STAINLESS STEEL - STAHL / EDELSTAHL								ALU - ALUMINIUM - ALUMINIO						PUSH PULL		PUSH PULL PLUS			PUSH PULL INLINE	
	AIR						LIQUID		AIR				LIQUID		AIR		LIQUID	AIR	LIQUID	AIR	LIQUID
	150A	150A	250A	250A	350A	450A	300A	500A	150A	250A	250A	350A	300A	500A	160A	220A	250A	300A	400A	300A	400A
X% 40°C, $ArCO_2$	150A 60%	150A 60%	200A 60%	200A 60%	290A 60%	450A 60%	270A 100%	450A 100%	150A 60%	230A 60%	200A 60%	290A 60%	270A 100%	450A 100%	160A 40%	220A 20%	240A 100%	270A 60%	350A 100%	270A 60%	350A 100%
	A1+A2	A1+A2	B1+B2	B1+B2	D1+D2	F	C1+C2	E1+E2	A1+A2	A1+A2	B1+B2	D1+D2	C1+C2	E1+E2	A1+A2	B1+B2	C1+C2	D1+D2	E1+E2	D1+D2	E1+E2
	M6 Ø0.8	M6 Ø1.0	M6 Ø0.8	M6 Ø1.0	M8 Ø1.2	M8 Ø1.2	M6 Ø1.2	M8 Ø1.2	M6 Ø0.8	M6 Ø1.2	M6 Ø1.0	M8 Ø1.2	M6 Ø1.2	M8 Ø1.2	M6 Ø1.0	M6 Ø1.2	M6 Ø1.2	M8 Ø1.2	M8 Ø1.2	M8 Ø1.2	M8 Ø1.2
	3 m 063754	3 m 072121	3 m 072145	3 m 072152	4 m 063792	4 m 045392	3 m 040694	4 m 041004	3 m 063761	3 m 072138	3 m 063785	3 m 063808	3 m 040748	3 m CARBON 046160	4 m 044111	4 m 046283	8 m 038141	8 m 038738	8 m 038745	7.6 m 072992	7.6 m 073005
	3 m 041424			4 m 063778	3 m 040687		4 m 043275	5 m 038714	3 m 041462		3 m 040724	3 m CARBON 040731	4 m 043282	4 m CARBON 041097							
	3 m 043268			3 m 040700	4 m 040946			4 m 040564			4 m 040939	4 m CARBON 040953									
	3 m 043251			4 m 040922	4 m 040557																
				3 m 040540																	

Supports tube contact & diffuseurs - Tip adaptors & diffusers

	ACIER / INOX - STEEL / STAINLESS STEEL - STAHL / EDELSTAHL								ALU - ALUMINIUM - ALUMINIO						PUSH PULL		PUSH PULL PLUS			PUSH PULL INLINE	
	AIR						LIQUID		AIR				LIQUID		AIR		LIQUID	AIR	LIQUID	AIR	LIQUID
	150A	150A	250A	250A	350A	450A	300A	500A	150A	150A	250A	350A	300A	500A	150A	250A	250A	350A	500A	350A	500A
	A1 (x5) 042902	A1 (x5) 042902	B1 (x5) 042995	B1 (x5) 042995	D1 (x3) 043008	F (x3) 045484	C1 (x3) 043589	E1 (x5) 042940	A1 (x5) 042902	A1 (x5) 042902	B1 (x5) 042995	D1 (x3) 043008	C1 (x3) 043589	E1 (x5) 042940	A1 (x5) 042902	B1 (x5) 042995	C1 (x3) 043589	D1 (x3) 043008	E1 (x5) 042940	D1 (x3) 043008	E1 (x5) 042940
	A2 (x10) 042988	A2 (x10) 042988	B2 (x5) 042919	B2 (x5) 042919	D2 (x5) 042926		C2 (x5) 043541	E2 (x3) 043022	A2 (x10) 042988	A2 (x10) 042988	B2 (x5) 042919	D2 (x5) 042926	C2 (x5) 043541	E2 (x3) 043022	A2 (x10) 042988	B2 (x5) 042919	C2 (x5) 043541	D2 (x5) 042926	E2 (x3) 043022	D2 (x5) 042926	E2 (x3) 043022

Tubes contacts - Contact tips - Kontaktrohre - Tubo de contacto - Contactbuis - Pontas de contacto

	150A	150A	250A	250A	350A	450A	300A	500A	150A	150A	250A	350A	300A	500A	150A	250A	250A	350A	500A	350A	500A
Ø0.6	A (x10) 041905	A (x10) 041905	A (x10) 041905	A (x10) 041905	—	—	A (x10) 041905	—	—	—	—	—	—	—	—	—	—	—	—	—	—
Ø0.8	A (x10) 041912	A (x10) 041912	B (x10) 041950	B (x10) 041950	C (x10) 041790	C (x10) 041790	B (x10) 041950	C (x10) 041790	A (x10) 041059	A (x10) 041059	A (x10) 041059	—	A (x10) 041059	—	A (x10) 041059	A (x10) 041059	A (x10) 041059	C (x10) —	C (x10) —	C (x10) —	C (x10) —
Ø1.0	A (x10) 041929	A (x10) 041929	B (x10) 041967	B (x10) 041967	C (x10) 419803	C (x10) 419803	B (x10) 041967	C (x10) 419803	B (x10) 041066	B (x10) 041066	B (x10) 041066	C (x10) 419766	B (x10) 041066	C (x10) 419766	B (x10) 041066	B (x10) 041066	B (x10) 041066	C (x10) 419766	C (x10) 419766	C (x10) 419766	C (x10) 419766
Ø1.2	A (x10) 040144	A (x10) 040144	B (x10) 041974	B (x10) 041974	C (x10) 419810	C (x10) 419810	B (x10) 041974	C (x10) 419810	B (x10) 041073	B (x10) 041073	B (x10) 041073	C (x10) 419773	B (x10) 041073	C (x10) 419773	B (x10) 041073	B (x10) 041073	B (x10) 041073	C (x10) 419773	C (x10) 419773	C (x10) 419773	C (x10) 419773
Ø1.4	—	—	—	—	C (x10) 419827	C (x10) 419827	—	C (x10) 419827	—	—	—	—	—	—	—	—	—	—	—	—	—
Ø1.6	—	—	—	—	C (x10) 419834	C (x10) 419834	—	C (x10) 419834	—	—	—	C (x10) 041080	—	C (x10) 041080	—	—	—	C (x10) 041080	C (x10) 041080	C (x10) 041080	C (x10) 041080
Ø2.4	—	—	—	—	C (x10) 040533	C (x10) 040533	—	C (x10) 040533	—	—	—	—	—	—	—	—	—	—	—	—	—

Buses - Gas nozzles - Düsen - Tubo - Nippel - Bicos

	150A Ø12	150A Ø12	250A Ø15	250A Ø15	350A Ø16	450A Ø19	300A Ø12	500A Ø16	150A —	150A —	250A Ø15	350A Ø16	300A Ø12	500A Ø16	150A Ø12	250A Ø15	250A Ø15	350A Ø16	500A Ø16	500A Ø16	500A Ø16
Conique Conical nozzle Konische Düse	A (x3) 041875	A (x3) 041875	A (x3) 041882	A (x3) 041882	A (x3) 041783	A (x3) 045491	A (x3) 043534	A (x3) 042315	A (x3) Ø12 041875	A (x3) Ø12 041875	A (x3) 041882	A (x3) 041783	A (x3) 043534	A (x3) 042315	A (x3) 041875	A (x3) 041882	A (x3) 041882	A (x3) 041783	A (x3) 042315	A (x3) 042315	A (x3) 042315
	E (x1) 043084	E (x1) 043084	E (x1) 040571	E (x1) 040571	E (x1) 040588			E (x1) 040588	—	—			—								
Pointage Spot welding Punktdüse	B (x1) 041851	B (x1) 041851							A (x3) Ø16 046214	A (x3) Ø16 046214			A (x3) Ø17 046221								
Soude clou Nail welding Nagelschweiß-düse	C (x1) 041523	C (x1) 041523																			
Special No Gas (isolated)	D (x1) 041868	D (x1) 041868																			

Coffrets - Boxes - Verschleißteilebox - Cajas - Kistjes - Estojos

Gaines - Torch liners - Mantel - Funda - Drahtseelen - Folha

ACIER - STEEL - STAHL - ACERO - STAAL - AÇO		
Ø0.6 & 0.8	3 m	041592
	4 m	041837
Ø1.0 & 1.2	3 m	041608
	4 m	041844
	5 m	062276
Ø1.2 & 1.6	3 m	418417
	4 m	418424
	5 m	062283
		ABIMIG 038684
Ø1.6 & 2.4	4 m	040526
	5 m	062290

TEFLON		
Ø0.6 & 0.8	3 m	041578
	4 m	044050
Ø1.0 & 1.2	3 m	041585
	4 m	044067
	8 m	038677
Ø1.2 & 1.6	4 m	044074

CARBON		
Ø0.6 & 0.8	4 m	039834
	5 m	062306
Ø1.0 & 1.2	4 m	039827
	5 m	062313
Ø1.2 & 1.6	4 m	039810

PUSH PULL TORCH		
Ø1.0 & 1.2	8 m	038172

PUSH PULL PLUS		
Ø0.8 & 1.0	145 mm	038158
Ø1.2 & 1.6	145 mm	038165

BOBINES DE FIL - Welding wire reels - Massivdrahtspulen - Rollos de hilo- Draadbobijn - Bobines de fio



bobine écologique / ecological wire reel

100 mm

for		kg			Ø 0.6 mm	Ø 0.8 mm	Ø 0.9 mm	Ø 1.0 mm	Ø 1.2 mm	EXCELLIUM Ø 0.8 mm	EXCELLIUM Ø 1.0 mm	EXCELLIUM Ø 1.2 mm	NORMES - Norms - Normen - Norma AWS	EN	DIN
Acier - Steel - Stahl - Acero - Staal - Aço	SG2	0.9	100 mm	—	086593	086609							5.18 : ER 70S-6	ISO 14341-A : G46 4MG3Si1	8559 : SG2
		5	200 mm	—	086111	086128		086135							
		15	300 mm	—	086166	086227		086234	086241		086302	086319			
		18	—	300 mm		086272		086289	086296						
	SG1	5	200 mm	—	086418	086401							5.18 : ER 70S-3	ISO 14341-A : G42 2MG2Si1	8559 : SG1
	CrM02Si	15	300 mm	—		086258							5.28 : ER 90S-B3	ISO 2195L-A : Cr CrMo2Si	–
	UHSS	5	200 mm	—		086203							ASME SFA-5.28 : ER 120 S-G	ISO 12534 : G MnNi2, SCrMo	–
	Fil fourré, Cored wire, Fülldraht, Hilo tubular NO GAS	0.9	100 mm	—	086425		086104						5.20 : E71T-GS	ISO 17632-A T42 2 W N 1 H15	–
		4.5	200 mm	—			086265	086623	086630						
		15	300 mm	—				086388	086395						
	Rechargement Acier 60 HRC - Hardfacing	16	—	300 mm					086173				–	14700 : TZ Fe 2	8555 : MSG 6-CF-60
	Galva (G2Ti)	5	200 mm	—	086760	086777							5.18 : ER 70S-2	ISO 14341-A : G42 2 M G2Ti	8559 : SG2
	CuSi3 HLE - UHTS (Boron Steel)	1	100 mm	—		086692							5.7: ER CuSi-A	ISO 14640 : S Cu 6560	1733 : SG-CuSi3
		5	200 mm	—		086647		086654		086210					
	CuAl8 HLE - UHTS (Boron Steel)	5	200 mm	—		086661		086197					5.7 : ER CuAl-A1	ISO 14640 : S Cu 6100	1733 : SG-CuAl8
		15	300 mm	—				086180							
Inox - Stainless steel - Edelstahl	CrNi (308LSi)	1	100 mm	—		086616							5.9 : ER 308L Si	ISO 14343-A : G19 9 L Si	8556 : SG X2CrNi 19 9
		5	200 mm	—		086579		086340							
		15	300 mm					086357							
	CrNi (316LSi)	5	200 mm	—		086326		086364					5.9 : ER 316L Si	ISO 14343-A : G19 12 3 L Si	8556 : SG X2 CrNiMo 19 12
		15	300 mm					086371							
Aluminium	AlMg2.7Mn	2	200 mm	—					086517				5.10 : ER 5554	ISO 18273 : S Al 5554	1732 : SG-AlMg
		7	300 mm	—					086500						
	AlMg5	0.5	100 mm	—		086548							5.10 : ER 5356	ISO 18273 : S Al 5356	1732 : SG-AlMg5
		2	200 mm	—		086555		086562							
		7	300 mm	—				086524	086531						
		7	—	300 mm							086487	086494			
	AlSi5	0.5	100 mm	—		086685							5.10 :ER 4043	ISO 18273 : S Al 4043-A	1732 : SG-AlSi5
		2	200 mm	—				086142	086159						
	AlSi12	0.5	100 mm	—		086678							5.10 : ER 4047	ISO 18273 : S Al 4047	1732: SG-AlSi12
		2	200 mm	—		077140		086067	086074						
		7	300 mm	—					086043						
	AlSi10Cu4	2	200 mm	—					073432				5.10 : ER 4145	ISO 18273 : S Al 41	–

ADAPTATEURS BOBINES - Adaptors for wire reels - Korbspulenadapter

ALIGNER 200
Ø 200
042889

ECO ADAPTER 300 Intensive
pour bobine écologique
- for ecological wire reel
- für Eco Fülldrahtrolle
043305

After sales

Ø 200 & 300
Professional
71608

Ø 200 & 300
Industrial
71613

Guide fil - Guide Tube Kit
Ø 0.6 › 1.6 061965
Ø 1.8 › 2.8 061972



GALETS - Rollers - Drahtführungsrollen - Rollen - Rodillos - Wielen - Roletes

		TYPE A	TYPE B	TYPE C	TYPE D	TYPE E	TYPE F
							
		Ø30 mm / Ø9 mm	Ø37 mm / Ø9 mm	Ø37 mm / Ø19 mm	Ø25 mm / 7 x 7 mm	Ø30 mm / Ø8 mm	Ø37 mm / Ø24 mm
		Smartmig 142/152/162/182/183, Monogys 200-4, EasyMIG 150/160/160XL/180-4XL, Multipearl 210-2, Multiweld 160/200/220/250	Monogys 250-4/320-4, Trimig, Promig, TF-4R/4W, WWS5-4L, Multipearl 210-4 XL/211-4, Multiweld 320, Neopulse 220, Kronos, WF 35	Magys 400-4, WS-4L/4R, Nomadfeed (down), Exafeed, Neopulse 300	Smartmig 110, EasyMIG 85/110/130/140	Nomadfeed (UP)	Neofeed, Neopulse 320C/400CW, Smartfeed, WF 50
Acier - Steel - Stahl- Acero - Staal - Aço Inox - Stainless	Ø 0.6 / 0.8	x1 042339	x1 042087 x2 042353	x2 041738	x1 039483	x2 Ø 0.6 › 1.6 038561	x4 061859
	Ø 0.8 / 1.0	x1 041189	x1 042100 x2 042360	x2 042094			x4 061866
	Ø 1.0 / 1.2	x1 062221	x1 042179 x2 046849	x2 042117			x4 061873
	Ø 1.2 / 1.4			x2 039780			
	Ø 1. 2 / 1.6		x2 042384	x2 041752			x4 061880
Alu	Ø 0.8 / 1.0	x1 041196	x1 042155 x2 042377	x2 042148	x1 039469	x2 Ø 1.0 038578	x4 061897
	Ø 1.0 / 1.2	x1 062214	x1 042186 x2 040915	x2 042162		x2 Ø 1.2 038585	x4 061903
	Ø 1.2 / 1.6		x2 042391	x2 041776		x2 Ø 1.6 038592	x4 061910
Fil fourré - Cored wire	Ø 0.6 / 0.9	x1 068933	x1 068940		x1 068926		
	Ø 0.8 (solid) / 0.9 (cored)	x1 046856			x1 039476		
	Ø 0.9 / 1.0				x1 044081		
	Ø 0.9 / 1.2	x1 042346	x1 042131 x2 042407	x2 042124		x2 Ø 1.2 038608	x4 Ø 0.9/1.1 061927
	Ø 1.2 / 1.4			x4 047693		x2 Ø 1.6 038615	x4 Ø 1.2/1.6 061934
	Ø 1.2 / 1.6			x2 038646		x2 Ø 1.8 061750	x4 Ø 1.4/2.0 061941
	Ø 1.6 / 2.0			x2 037113			
	Ø 1.6 / 2.4			x4 040519		x2 Ø 2.0 037106	x4 Ø1.6/2.4 061958
	Ø 1.8 / 2.0			x2 061743		x2 Ø 2.4 038622	

PINCE SPÉCIALE MIG/MAG - ORIGINAL FIX
- Special MIG/MAG plier - Spezial MIG/MAG Zange
- Pinza especial MIG MAG

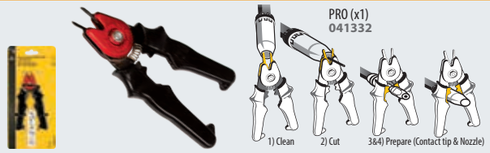

Support torche magnétique
- MIG torch stand with magnetic base - MIG-Brennerhalter mit Magnetfuß

041653

Liquide anti-grattons
- Anti spatter fluid
- Antihaftmittel

10L
054134

Pâte anti-adhérente
- Anti spatter paste
- Antihaft-Paste

300 g
054110

Pulvérisateur métallique
- Metalic spray bottle - Metallische Sprühflasche

054127

Spray protection céramique
- Ceramic protective spray - Keramisches Schutzspray

054141

Spray protecteur (sans silicone)
- Anti-spatter spray (without silicone)

041806

KITS SOUDAGE NO GAS
- No Gas Welding Kits

041240 — 150 A — type A

- Isolated Nozzle (x1)
- M6 - Ø 0.9/1.0 (x3)
- Type A Ø 0.9-1.0 / 1.2 (x1)

072329 — 250 A

- Base (x1)
- Ceramic nozzle (x3)

072336 — 250 A — type A

- Base (x1)
- Ceramic nozzle (x3)
- M6 - Ø 0.9/1.0 (x3)
- Type A Ø 0.9-1.0 / 1.2 (x1)

072343 — 250 A — type B

- Base (x1)
- Ceramic nozzle (x3)
- M6 - Ø 0.9/1.0 (x3)
- Type B Ø 0.9-1.0 / 1.2 (x2)

SUPPORT ÉLINGAGE DÉVIDOIR - Wire feeder support - Drahtvorschubhalterung

036277

- TF-4RN/W ✓
- WS-4R/4L ✓
- WF 35/50 ✓
- NEOFEED ✓
- EXAFEED ✓

MADE IN FRANCE

SUPPORTS TORCHE MIG - MIG torch supports - MIG-Brennerteleskophalterung

MIG Lift Compact
046597

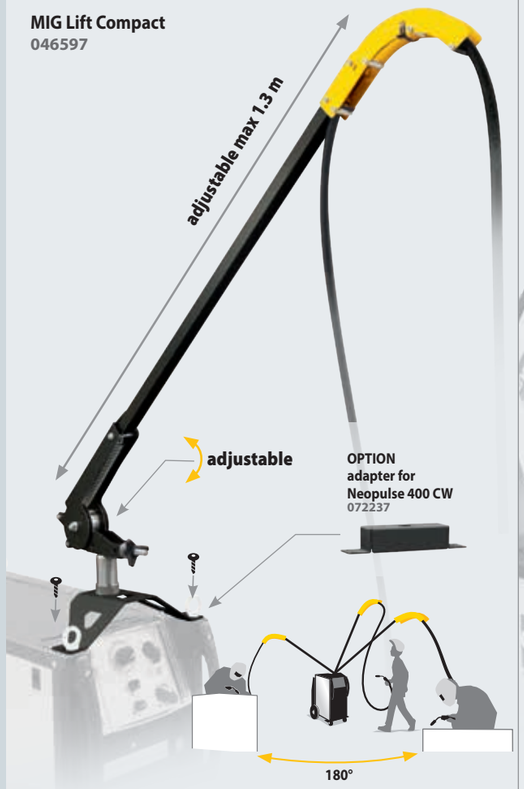

MIG Lift Pro
046429

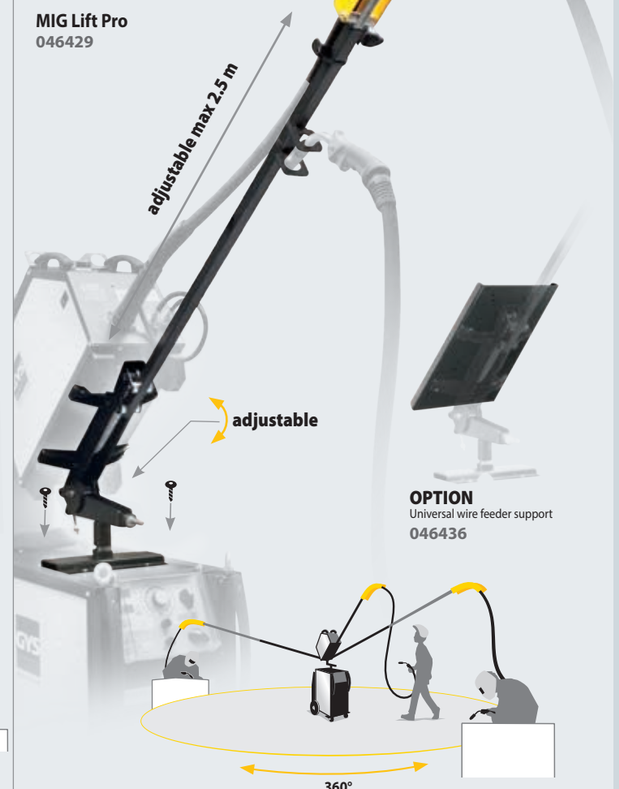

MADE IN FRANCE	L	rotation	Torches compatibility: classic	Torches compatibility: fume extraction	MONOGYS / TRIMIG: 320 -4CS	MONOGYS / TRIMIG: 200 -4S	MONOGYS / TRIMIG: 250 -4S.DV	MONOGYS / TRIMIG: 300 -4S	PROMIG: 400 -4S	PROMIG: 400 G.DV	PROMIG: 400-4S DUO.DV	MAGYS: 400-4	MAGYS: 500 WS	EXAGON: 400 CC/CV	NEOPULSE: 400 CW	NEOPULSE: 400G	NEOPULSE: 500G	NEOMIG-i: 400 G & 500 G	Wire feeder compatibility: WS -4R/L	Neofeed/ EXAFEED	TF4RN/W	WF 35 & 50
MIG LIFT COMPACT	adjustable 1.3 m max	180°	✓	—	✓	—	✓	✓	✓	—	✓	✓	—	—	with adapter 072237 ✓	—	—	—	—	—	—	—
MIG LIFT PRO	adjustable 2.5 m max	360°	✓	✓	—	—	—	—	—	✓	✓	—	✓	sur chariot - on trolley ✓	—	sur chariot - on trolley ✓	✓	with trolley T/M 400 only ✓	✓	✓	✓	✓